

People's Democratic Republic of Algeria
Ministry of Higher Education and Scientific Research
University of Adrar

Faculty of Science of Matter, Mathematics, and Computer Science



N: PSMMI/CSD-SM/2025

Certificate of Scientific Production

We hereby certify, Chairman of the Scientific Committee of the Department of Matter Sciences of the Faculty of Mathematical and Computer Sciences, that the teacher :

Dr.SAKHER Elfahem, Associate Professor, Class "A" Has produced a course handout entitled **Materials For Energy** for the 2024/2025 academic year. This handout conforms to the taught program and is intended for the 1st Master: Energy Physics and Renewable Energies.

The pedagogical document has undergone expert review under the auspices of the Departmental Scientific Council (DSC) and has received a favourable opinion for its editing and publication in the university library and on the website of the University of Adrar.

Adrar, May 5, 2025

President of the DSC



Algerian Democratic and Popular Republic
Ministry of Higher Education and Scientific Research
AHMED DRAIA UNIVERSITY -ADRAR



**Faculty of Material Sciences,
Mathematics and Computer
Science.
Department of Material
Sciences**

COURSE HANDOUT.

MATERIALS FOR ENERGY

Field: Material Sciences

Course: 1st Master: Energy Physics and Renewable Energies

Unit: Discovery Teaching (UED 2.1)

Subject: Materials for energy

Total hourly volume: 22h30 hours (1 course)

Number of credits: 2

Prepared by:

Dr. Elfahem SAKHER

Lecturer "A"

Foreword

The field of materials for energy represents a critical domain at the intersection of material science, physics, and engineering, with the potential to drive the next generation of energy solutions. As the world grapples with the challenges of sustainable energy, the demand for innovative materials that can enhance energy conversion, storage, and efficiency has never been greater. This course, "Materials for Energy," is designed for first-year Master's students in Energetic Physics and Renewable Energies, and aims to provide an in-depth understanding of the materials that form the foundation of cutting-edge energy technologies.

This course will explore the fundamental principles behind materials science and how specific material properties can be harnessed to optimize energy systems. Through a combination of theoretical lessons and hands-on practical sessions, students will gain knowledge of the synthesis, characterization, and application of materials in a wide range of energy systems. Topics will include advanced materials for energy storage, energy conversion, photovoltaics, thermoelectric, and hydrogen storage, among others.

The total course duration is 22 hours and 30 minutes, distributed across a mix of lectures, case studies, and laboratory sessions. By the end of the semester, students will have a deep understanding of the relationship between material properties and energy performance, and how these materials can be applied to solve real-world energy challenges. Upon successful completion of the course, students will earn 2 credits and be equipped with both theoretical and practical skills to advance in the fields of energy and materials science.

The specific objectives of the course include:

- Understanding the fundamental principles of material science in energy applications.
- Familiarizing with materials synthesis, fabrication, and characterization techniques.
- Analysing the role of advanced materials in renewable energy systems, such as solar, wind, and energy storage technologies.

- Investigating cutting-edge materials in energy conversion, including fuel cells, batteries, and thermoelectric materials.
- Assessing the environmental and economic impact of materials used in energy technologies.

By engaging with this course, students will be prepared to contribute to the rapidly evolving field of energy materials, which is key to achieving global energy sustainability goals.

Table of Contents

Chapters	Title	Page
Chapter 1: Solar Energy: Photothermal and Photovoltaic	1.1 Introduction to Solar Energy	1
	1.1.1 The Growing Importance of Solar Energy	2
	1.1.2 Harnessing Solar Energy	2
	1.2 Photothermal Systems	3
	1.2.1 Principles of Photothermal Conversion	5
	1.2.2 Components of Photothermal Systems	6
	1.2.3 Types of Photothermal Systems	8
	1.3 Photovoltaic Systems	11
	1.3.1 Principles of Photovoltaic Conversion	11
	1.3.2 Components of a Photovoltaic System	13
	1.3.3 Types of Photovoltaic Materials	17
	1.4 Applications of Solar Energy Systems	22
	1.4.1 Domestic Water Heating (Photothermal Systems)	23
	1.4.2. Solar Farms for Grid Electricity (Photovoltaic Systems)	24

Chapters	Title	Page
Chapter 2: Energy Conversion and Storage: Fuel Cells		28
	2.1 Principles of Fuel Cells	29
	2.2 Types of Fuel Cells	31
	2.2.1 Proton Exchange Membrane Fuel Cells (PEMFCs)	32
	2.2.2 Solid Oxide Fuel Cells (SOFCs)	33
	2.3 Challenges and Applications of Fuel Cells	34
	2.4 Challenges in Fuel Cell Technology	35
	2.5 Applications of Fuel Cells	35
	2.6 Conclusion	37
Chapter 3: Materials Physics: New Materials, Superconductors, and Nanophysics		38
	3.1 New Materials for Energy	40
	3.1.1 Topological Insulators	40
	3.1.2 Two-Dimensional (2D) Materials	41
	3.2 Superconductors	42
	3.2.1 Principles of Superconductivity	43
	3.2.2 Key Materials	44

Chapters	Title	Page
	3.2.3 Applications of Superconductors	44
	3.3 Nanophysics	46
	3.3.1 Nanostructured Catalysts for Fuel Cells:	47
	3.3.2 Quantum Dots for Photovoltaic Systems:	48
Chapter 4: Hot Plasmas and Fusion		50
	4.1 Principles of Plasma Physics	52
	4.2 Fusion Energy	54
	4.2.1 Tokamak	55
	4.2.2 Stellarator	56
	4.2.3 The Path Forward	57
	4.3 Challenges in Fusion Materials	58
	4.3.1 Radiation Resistance	58
	4.3.2 Thermal Load Management	59
	4.3.3 Tungsten as a Candidate Material	59
	4.3.4 Path Forward	60
	4.4 Conclusion	60
Chapter 5: Low-Temperature Materials, Cryogenics, and Cryophysics	5.1 Cryogenics	63
	5.2 Cryophysics	65
	5.2.1 Superfluidity: A Viscosity-Free Quantum State	66

Chapters	Title	Page
	5.2.2 Bose-Einstein Condensates (BECs): A Macroscopic Quantum State	67
	5.2.3 The Broader Implications of Cryophysics	68
	5.3 Conclusion	68
Chapter 6: Microthermics and Microfluidics	6.1 Microthermics	70
	6.1.1 Applications in Microelectronics Cooling	71
	6.1.2 Applications in Micro-Heat Exchangers	72
	6.2 Microfluidics	73
	6.2.1 Lab-on-a-Chip Devices	74
	6.2.2 Drug Delivery Systems	75
	6.3 Conclusion	77
References		78

Chapter 1: Solar Energy: Photothermal and Photovoltaic

1.1 Introduction to Solar Energy

Solar energy is one of the most abundant, reliable, and sustainable forms of renewable energy available to humanity. The Earth is constantly bathed in an immense amount of solar radiation, with the sun delivering approximately 173,000 terawatts of energy to the planet every day. This figure is over 10,000 times greater than the total global energy consumption, underscoring the vast potential of solar energy as a key resource for meeting current and future energy demands.

The ability to harness even a fraction of this energy efficiently could transform the global energy landscape, reducing dependency on fossil fuels, mitigating environmental damage, and promoting sustainable development.

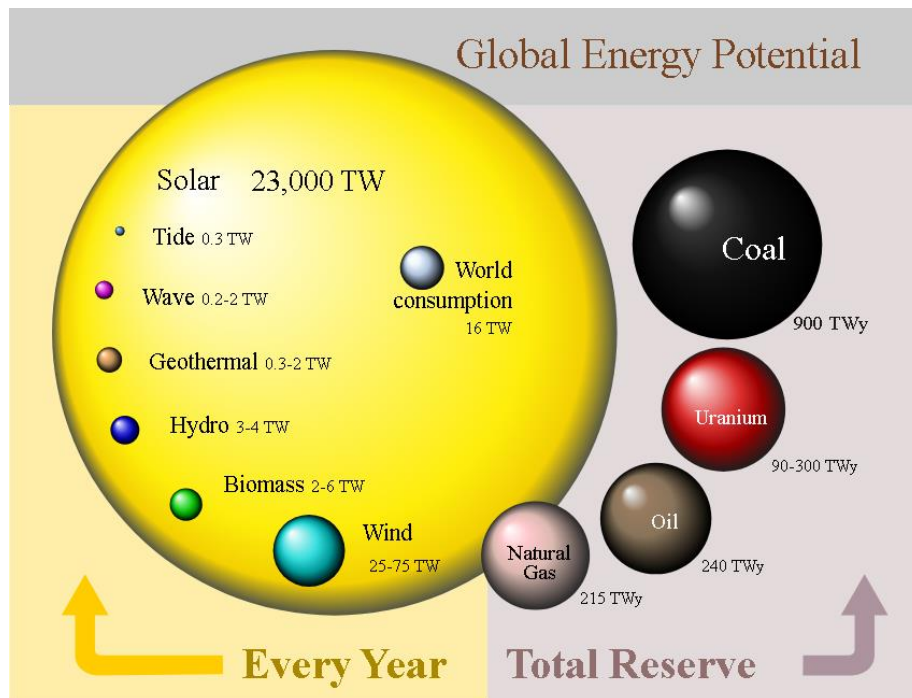


Figure 1.1: Comparing renewable and nonrenewable energy sources

1.1.1 The Growing Importance of Solar Energy

In the face of rising energy demands, dwindling fossil fuel reserves, and escalating concerns about climate change, solar energy has emerged as a crucial component of global energy strategies. Unlike fossil fuels, which release large quantities of carbon dioxide and other pollutants into the atmosphere, solar energy systems produce clean energy with no direct greenhouse gas emissions. This characteristic makes solar power a cornerstone of efforts to combat climate change and transition toward carbon-neutral energy systems.

Moreover, solar energy is accessible to most regions of the world, making it an equitable and decentralized energy source. Countries in both developed and developing regions can leverage solar power to enhance energy security, reduce reliance on imported fuels, and stimulate local economies through renewable energy projects. This accessibility is particularly important for rural and off-grid areas, where traditional energy infrastructure may be limited or non-existent.

1.1.2 Harnessing Solar Energy

The effective utilization of solar energy requires innovative technologies capable of capturing and converting sunlight into usable energy. Two primary technologies dominate the field: **photothermal systems** and **photovoltaic (PV) systems**. These technologies form the backbone of modern solar energy applications, each offering distinct mechanisms and advantages.

1. **Photothermal Systems** Photothermal systems operate by capturing sunlight and converting it into heat energy. This heat can then be used directly or converted into other forms of energy, such as electricity. Photothermal systems are widely used in applications where thermal energy is required, including:
 - **Residential Heating:** Solar water heaters are a common household application, providing hot water for bathing, cleaning, and other domestic purposes.
 - **Industrial Applications:** Industries use solar thermal systems for processes such as drying, sterilization, and steam generation.

- **Electricity Production:** Concentrated solar power (CSP) plants use mirrors or lenses to focus sunlight onto a small area, producing high temperatures that drive steam turbines and generate electricity.

Photothermal systems are particularly effective in regions with high solar radiation and are valued for their ability to store heat energy for later use, addressing one of the key challenges of solar energy variability.

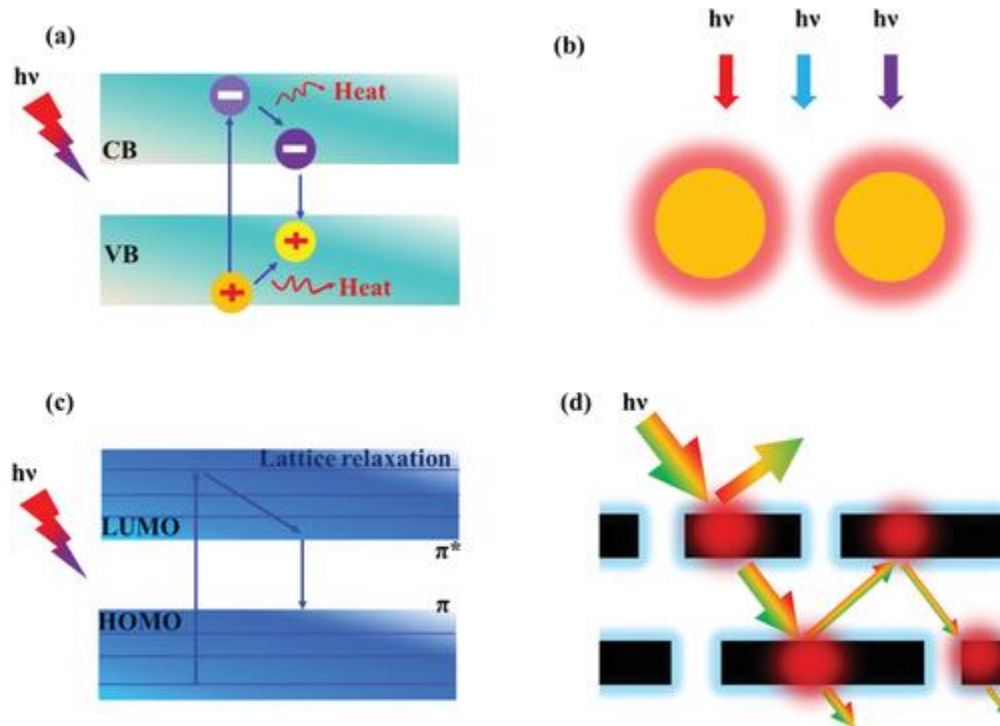


Figure 1.2: Solar-driven photothermal mechanisms of different light absorbers.

- The illustration for heat production from non-radiative relaxation in narrow bandgap semiconductors.
- The illustration for heat production from localized heat in plasmonic metals.
- The illustration for heat production from molecule vibrations in organic materials.
- The illustration for heat production from multiple interactions in micro/nanostructured materials.

2. **Photovoltaic (PV) Systems** Photovoltaic systems use semiconductor materials to convert sunlight directly into electricity through the photovoltaic effect. When sunlight hits the PV cell, photons excite electrons, creating an electric current. PV

systems are versatile and scalable, allowing them to be deployed in a variety of contexts:

- **Residential and Commercial Use:** Rooftop solar panels are a common sight on homes and businesses, providing clean energy and reducing electricity costs.
- **Utility-Scale Solar Farms:** These large installations generate significant amounts of electricity, feeding power directly into the grid to support urban and industrial needs.
- **Off-Grid Applications:** In remote or underserved regions, PV systems offer a reliable and independent source of electricity for lighting, communication, and essential services.

PV technology has seen remarkable advancements over the years, with improvements in efficiency, durability, and cost-effectiveness driving widespread adoption. Innovations such as bifacial panels and perovskite cells continue to push the boundaries of solar energy efficiency and versatility.

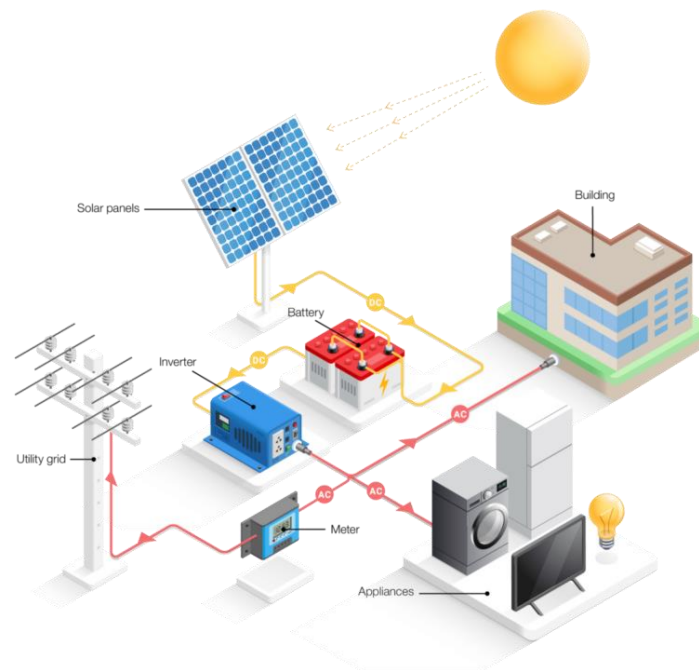


Figure 1.3: Photovoltaic (PV) Systems

1.2 Photothermal Systems

1.2.1 Principles of Photothermal Conversion

Photothermal systems are technologies designed to capture and convert sunlight into thermal energy. These systems operate on the principle of solar energy absorption, where specialized materials or devices absorb sunlight and convert the captured energy into heat.

This thermal energy can either be stored for future use or directly utilized in various heating applications.

The efficiency of photothermal conversion is highly dependent on two critical factors:

1. **Solar Absorptance:** The material's capacity to effectively absorb a broad spectrum of solar radiation.
2. **Minimization of Thermal Losses:** The system's ability to retain the generated heat by reducing losses through conduction, convection, or radiation.

Once the sunlight is absorbed and converted into heat, the thermal energy is typically transferred to a working fluid such as water, air, or specialized heat-transfer liquids. This working fluid serves as the medium for distributing the heat energy for practical applications, including:

- Domestic water heating systems
- Space heating solutions for residential or commercial buildings
- Industrial process heating

The overall efficiency of a photothermal system is quantified using the following equation:

$$\eta = \frac{Q_{\text{useful}}}{Q_{\text{solar}}}$$

Where:

- η represents the efficiency of the system.
- Q_{useful} is the amount of thermal energy that is effectively utilized by the system.
- Q_{solar} is the total solar energy input incident on the system.

This equation highlights that maximizing Q_{useful} (useful thermal output) and minimizing losses in the system can significantly improve the photothermal system's efficiency. The selection of high-performance materials, effective system design, and proper thermal insulation are critical for optimizing this efficiency.

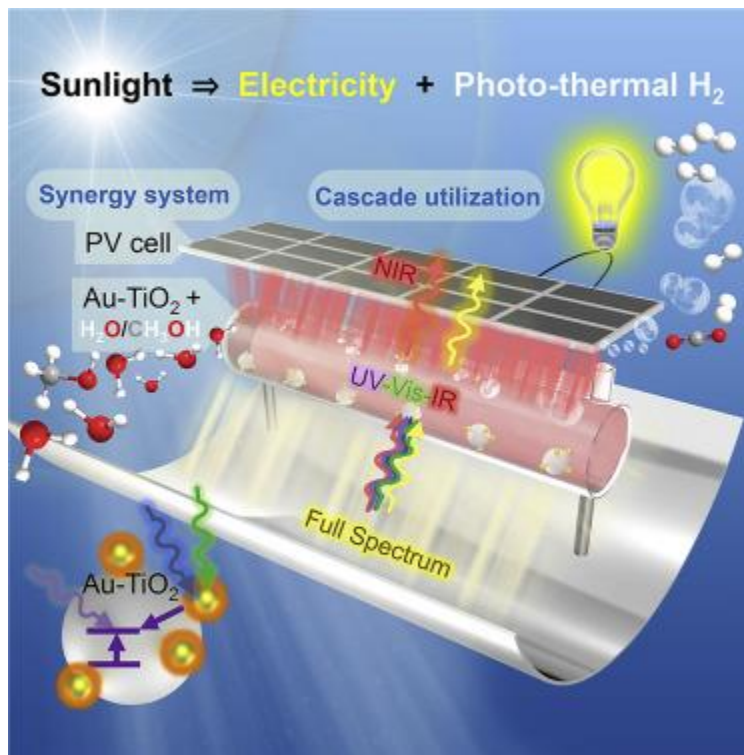


Figure 1.4: Photothermal systems

1.2.2 Components of Photothermal Systems

A typical photothermal system is designed to efficiently capture and utilize solar energy for thermal applications. It comprises several key components, each playing a vital role in optimizing the system's performance. These components include:

a. Absorber Plate

The absorber plate is the core element of a photothermal system, responsible for capturing solar radiation and converting it into heat. It is usually made of materials with high solar absorptance and low thermal emissivity to ensure efficient energy conversion.

- **Materials Used:** Common materials include black chrome, selective coatings, or other engineered surfaces that maximize solar radiation absorption while minimizing heat re-emission.
- **Function:** Converts incident sunlight into thermal energy, which is then transferred to the heat transfer medium.

b. Transparent Cover

The transparent cover is positioned above the absorber plate to allow sunlight to reach the absorber while reducing heat loss to the surrounding environment.

- **Material:** Typically made from glass or specialized plastic with high solar transmittance and low thermal conductivity.
- **Purpose:** Acts as a barrier to minimize convective and radiative heat losses, thereby enhancing system efficiency.

c. Insulation

Insulation is used to prevent thermal energy loss from the back and sides of the photothermal system.

- **Location:** Installed on the rear and side walls of the system.
- **Material:** Insulating materials such as fiberglass, polyurethane foam, or other high-performance thermal insulators are commonly used.
- **Purpose:** Ensures that the majority of the generated heat remains within the system and is available for transfer to the working fluid.

d. Heat Transfer Medium

The heat transfer medium is the substance that absorbs heat from the absorber plate and transports it to the point of storage or application.

- **Types of Media:** The medium can be water, oil, air, or other heat transfer fluids, chosen based on the specific application and operating temperature.
- **Function:** Facilitates the movement of thermal energy to areas where it can be stored or directly used, such as for water heating or space heating.

Each of these components is designed and selected to work together synergistically, ensuring that the photothermal system operates with maximum efficiency and minimal heat losses.

1.2.3 Types of Photothermal Systems

Photothermal systems come in various types, each designed to suit specific applications, operating conditions, and performance requirements. These systems capitalize on solar energy by converting it into heat, which can be used for domestic, commercial, or industrial purposes. The three primary types of photothermal systems—flat-plate collectors, evacuated tube collectors, and concentrated solar power (CSP) systems—are outlined below in detail.

a. Flat-Plate Collectors

Flat-plate collectors are among the most widely used photothermal systems, particularly for domestic applications such as water heating. Their design is straightforward and robust, making them a cost-effective solution for residential use. A flat-plate collector typically consists of a flat absorber plate that captures solar radiation and converts it into heat. This absorber plate is covered by a transparent layer, usually made of glass or plastic, which allows sunlight to pass through while reducing heat losses.

The system is further insulated at the back and sides to retain the generated thermal energy. Flat-plate collectors are particularly effective for low-temperature heating applications, such as supplying hot water for households or small-scale space heating. Their simplicity

and durability make them a popular choice for users seeking an affordable and reliable solar heating solution.

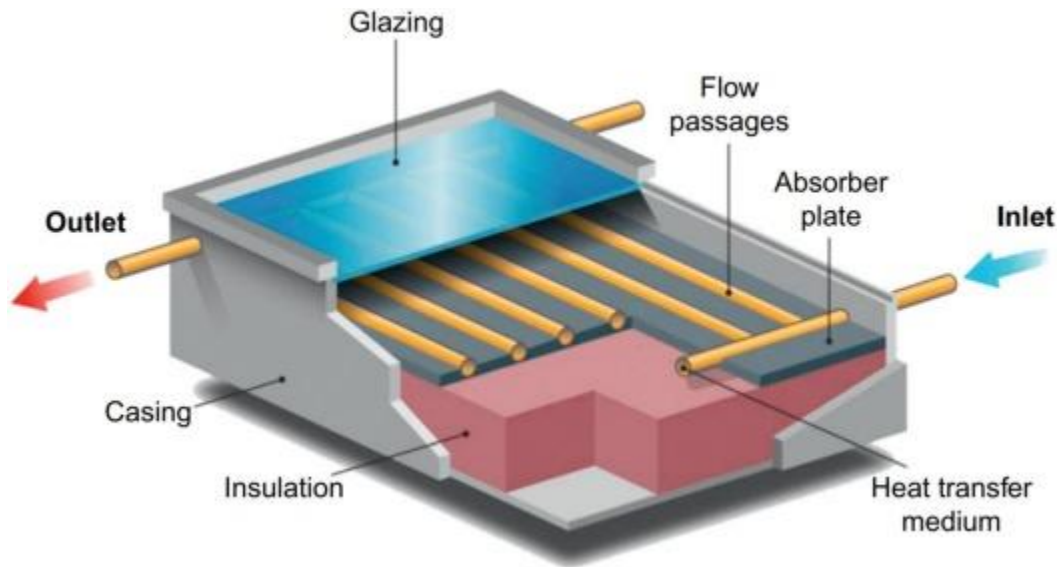


Figure 1.5: Flat-Plate Collectors

b. Evacuated Tube Collectors

Evacuated tube collectors are an advanced type of photothermal system, offering higher efficiency compared to flat-plate collectors. The system consists of multiple glass tubes, each containing an absorber and a heat pipe encased within a vacuum.

The vacuum layer between the inner and outer walls of the glass tubes serves as an excellent insulator, significantly reducing heat losses caused by convection and conduction. This unique design allows evacuated tube collectors to perform efficiently even in colder climates or during periods of low sunlight. Their ability to achieve higher operating temperatures makes them ideal for industrial applications and heating systems in regions with harsher weather conditions.

While they are more complex and expensive than flat-plate collectors, their superior efficiency and performance under extreme conditions justify the investment for many users.

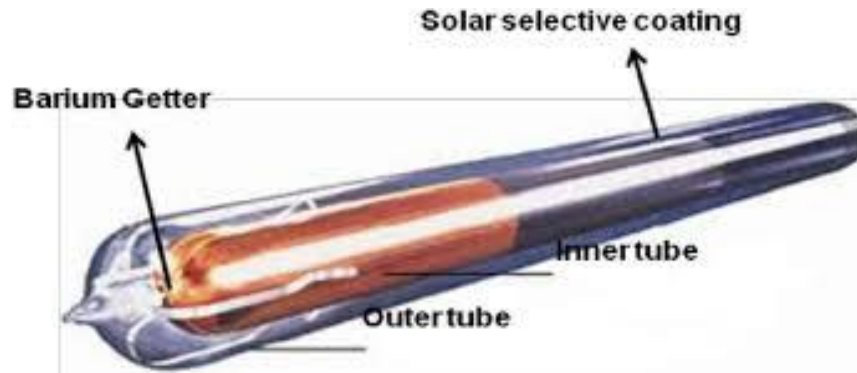


Figure 1.6: Schematic diagram of an evacuated tube collector.

c. Concentrated Solar Power (CSP)

Concentrated solar power systems represent the most advanced and high-temperature application of photothermal technology. These systems use mirrors or lenses to concentrate sunlight onto a small focal area, where the energy density is greatly increased. The concentrated sunlight generates high temperatures, which are often used to produce steam for driving turbines in electricity generation.

CSP systems are primarily employed in industrial-scale applications and power plants, where their ability to produce both thermal and electrical energy is highly advantageous. They are particularly effective in regions with abundant direct sunlight, as the concentrated approach requires a consistent and strong solar irradiance. Although CSP systems are more complex and require significant initial investment, they offer scalability and high efficiency, making them a cornerstone of solar energy development for large-scale energy production.

The flat-plate collectors, evacuated tube collectors, and CSP systems each serve specific roles in the realm of solar energy conversion. Flat-plate collectors are ideal for small-scale residential use due to their simplicity and affordability. Evacuated tube collectors cater to applications requiring higher efficiency and performance under extreme conditions, while CSP systems provide a sophisticated solution for industrial-scale energy production.

The choice of system depends on factors such as required temperature, climate conditions, and the intended application, ensuring that solar energy can be harnessed effectively across a wide range of scenarios.

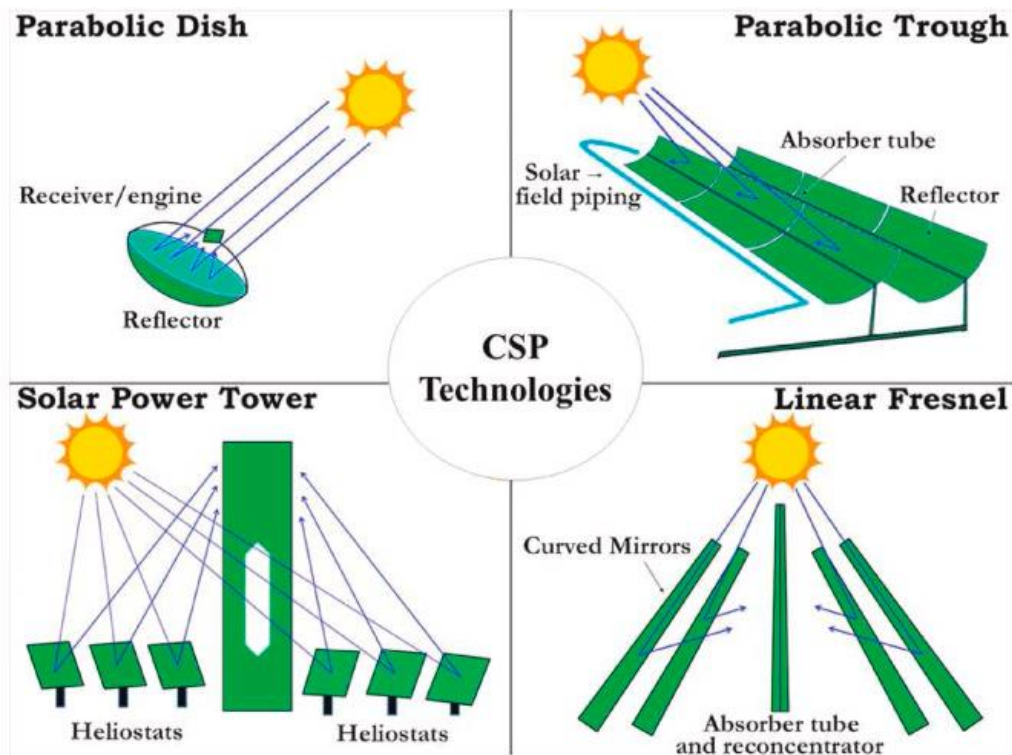


Figure 1.7: Concentrated solar power systems

1.3 Photovoltaic Systems

1.3.1 Principles of Photovoltaic Conversion

Photovoltaic (PV) systems are a cornerstone of modern renewable energy technologies, enabling the direct conversion of sunlight into electricity through the **photovoltaic effect**. This process begins when sunlight, composed of photons, strikes the surface of a photovoltaic material, typically a semiconductor like silicon. The energy from the photons excites the electrons in the semiconductor, causing them to move to higher energy states. This excitation results in the creation of electron-hole pairs, where electrons move freely while their absence (holes) also behaves as a mobile positive charge.

An intrinsic electric field within the photovoltaic material then acts to separate these charge carriers. The electrons are directed toward one side of the material, while the holes are directed to the opposite side. This separation of charges establishes a potential difference, effectively creating an electric current when the circuit is closed. The electricity

generated can be used immediately, stored in batteries, or fed into the power grid for broader use.

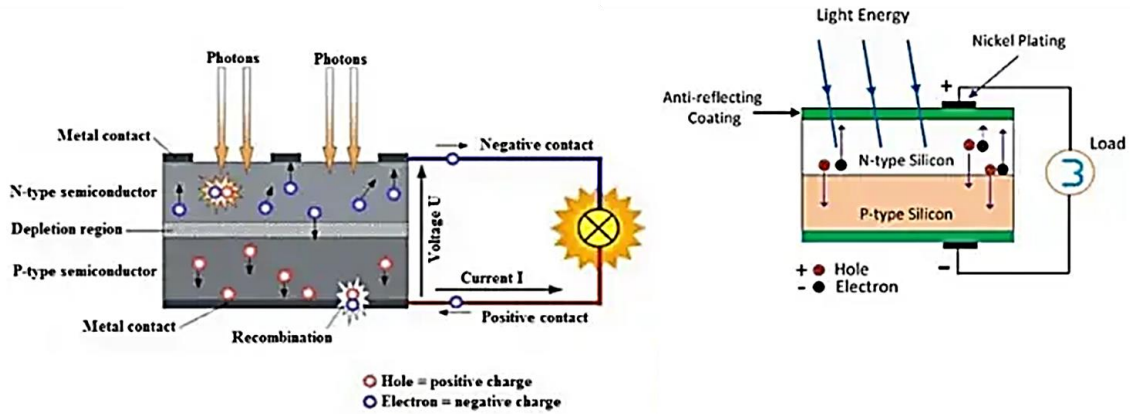


Figure 1.8: Principles of Photovoltaic

The efficiency of a photovoltaic system, which determines how effectively it converts solar energy into electrical energy, is a critical metric for evaluating its performance. The efficiency (η) is expressed as:

$$\eta = \frac{P_{\text{out}}}{P_{\text{in}}} \times 100$$

Where:

- P_{out} represents the electrical power output of the system.
- P_{in} refers to the total incident solar power on the system.

This formula underscores the importance of maximizing P_{out} while minimizing losses in the system. Factors affecting PV efficiency include the material properties of the semiconductor, the quality of the solar cells, and external factors such as temperature and shading. Advances in photovoltaic technology continually strive to improve efficiency through innovations in materials, cell design, and system integration.

In essence, the principles of photovoltaic conversion leverage the quantum-mechanical interactions of light and matter to generate clean and sustainable electricity. This process

is not only pivotal to reducing dependence on fossil fuels but also plays a vital role in addressing global energy demands with minimal environmental impact.

1.3.2 Components of a Photovoltaic System

A photovoltaic (PV) system is composed of several key components, each serving a specific function to ensure the efficient generation, conversion, and storage of solar energy. These components work together to harness sunlight, convert it into usable electricity, and make it accessible for immediate use or storage. Below is a detailed explanation of the primary components of a photovoltaic system.

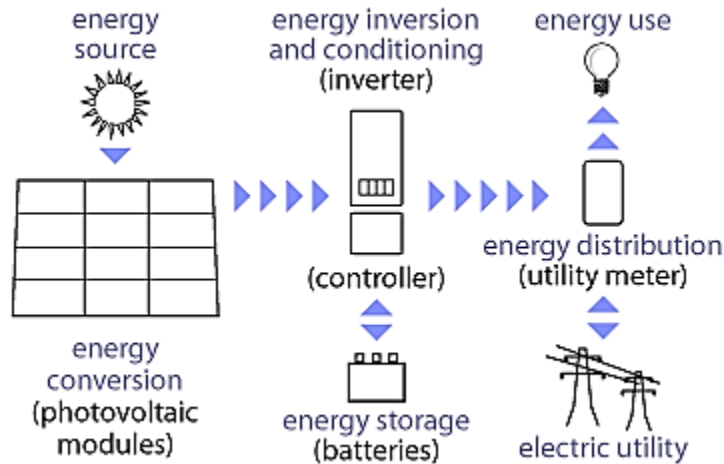


Figure 1.9: Components of a Photovoltaic System

Solar Panels

Solar panels are the most visible and essential part of a photovoltaic system. They consist of arrays of photovoltaic cells, which are typically made from semiconductor materials like silicon. These cells are designed to capture sunlight and convert it into direct current (DC) electricity through the photovoltaic effect.

The efficiency of the solar panels largely depends on the quality of the photovoltaic cells, the type of semiconductor material used, and the overall design of the panel. Solar panels are typically installed in arrays to generate sufficient electricity for household,

commercial, or industrial applications. Their performance can be optimized by ensuring proper orientation and tilt angles to maximize exposure to sunlight.



Figure 1.10: Solar panels

Inverters

Inverters play a critical role in a photovoltaic system by converting the direct current (DC) electricity generated by the solar panels into alternating current (AC). This conversion is essential because most household appliances and power grids operate on AC.

Inverters come in various types, such as string inverters, microinverters, or hybrid inverters, each suited to specific system configurations and requirements. Beyond conversion, modern inverters also include features like performance monitoring, grid synchronization, and safety mechanisms, ensuring reliable and efficient operation of the PV system.



Figure 1.11: Inverters in a photovoltaic system

Energy Storage

Energy storage systems, typically in the form of batteries, are used to store excess electricity generated by the solar panels. This stored energy can be utilized during periods of low sunlight, such as at night or during overcast weather, providing a continuous and reliable power supply.

Batteries are particularly important for off-grid PV systems, where they ensure energy availability in the absence of a grid connection. The choice of energy storage technology, such as lithium-ion or lead-acid batteries, depends on factors like capacity, cost, and system requirements. Advanced storage systems also integrate energy management features to optimize usage and prolong battery life.



Figure 1.12: Energy storage systems

Mounting Structures

Mounting structures are essential for securely holding solar panels in place and ensuring they are optimally oriented toward the sun. These structures are designed to withstand environmental conditions such as wind, rain, and snow while maintaining the stability and alignment of the panels. Fixed mounting systems keep the panels at a specific angle, while tracking systems adjust the orientation dynamically to follow the sun's path throughout the day, maximizing energy capture. The choice of mounting structure depends on factors such as the installation site (e.g., rooftop, ground, or pole-mounted) and the desired efficiency.

The photovoltaic system integrates solar panels, inverters, energy storage solutions, and mounting structures to provide a reliable and efficient means of generating and utilizing solar energy. Each component plays a vital role in the overall performance of the system, and their careful selection and integration are crucial to meeting the energy needs of households, businesses, and industries.

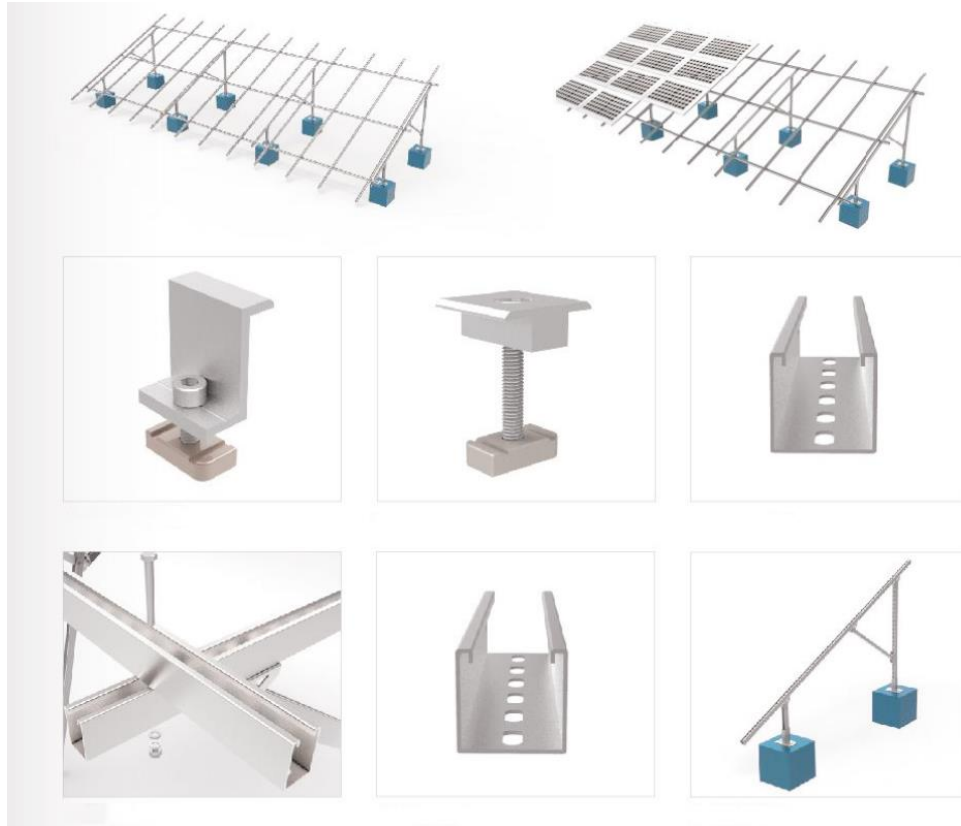


Figure 1.13: Mounting structures for solar panels

1.3.3 Types of Photovoltaic Materials

Photovoltaic (PV) materials are at the heart of solar energy conversion, determining the efficiency, cost, and applicability of photovoltaic systems. Different types of PV materials have been developed to meet a range of energy needs, from small-scale residential installations to large-scale solar farms. The three primary categories of photovoltaic materials—crystalline silicon, thin-film solar cells, and emerging technologies—each offer unique advantages and limitations.

a. Crystalline Silicon (c-Si)

Crystalline silicon is the most widely used photovoltaic material due to its proven efficiency, durability, and widespread availability. It is categorized into two main types: monocrystalline and polycrystalline silicon.

- **Monocrystalline Silicon:**

Made from a single, continuous crystal structure, monocrystalline silicon solar cells are known for their high efficiency and long lifespan. Their uniform composition enables them to achieve efficiencies ranging from 18% to 24%, making them ideal for applications where maximizing power output per unit area is critical. However, the manufacturing process for monocrystalline cells is complex and energy-intensive, resulting in higher costs compared to other materials.



Figure 1.14: Monocrystalline silicon solar cells

- **Polycrystalline Silicon:**

Polycrystalline silicon solar cells are made by melting multiple silicon crystals together. This process is less expensive and simpler than producing monocrystalline silicon, making polycrystalline cells a more affordable option. However, their efficiency is typically lower, ranging from 14% to 18%, due to structural imperfections that affect electron movement. Polycrystalline silicon is widely used in residential and commercial installations where cost-effectiveness is a priority.



Figure 1.15: Polycrystalline silicon solar cells

b. Thin-Film Solar Cells

Thin-film solar cells are an alternative to crystalline silicon, offering unique advantages such as flexibility, lightweight construction, and suitability for large-scale applications. These cells are made by depositing thin layers of photovoltaic material onto substrates like glass, plastic, or metal.

- **Cadmium Telluride (CdTe):**

CdTe is the most commercially successful thin-film technology, known for its relatively high efficiency and low production cost. It is commonly used in large-scale solar farms due to its scalability and lower material usage compared to crystalline silicon. However, cadmium is a toxic material, raising environmental and safety concerns.




Figure 1.16: flexible CdTe solar cell

- **Copper Indium Gallium Selenide (CIGS):**

CIGS cells offer higher efficiency than CdTe and are valued for their flexibility and adaptability to curved surfaces. They are particularly suited for applications in portable and lightweight solar devices. The manufacturing process for CIGS is more complex, which can make it costlier than other thin-film options.



Figure 1.17: Thin-film solar cells that are based on copper indium gallium selenide

c. Emerging Technologies

Emerging photovoltaic materials represent the future of solar energy, aiming to overcome the limitations of existing technologies while offering new capabilities. These include perovskites and organic photovoltaics.

- **Perovskites:**

Perovskite solar cells have gained significant attention due to their high efficiency, which has rapidly approached and even surpassed that of traditional silicon cells in laboratory settings. They also have the advantage of lower production costs and simpler manufacturing processes. However, challenges related to stability and long-term durability must be addressed before widespread commercialization.

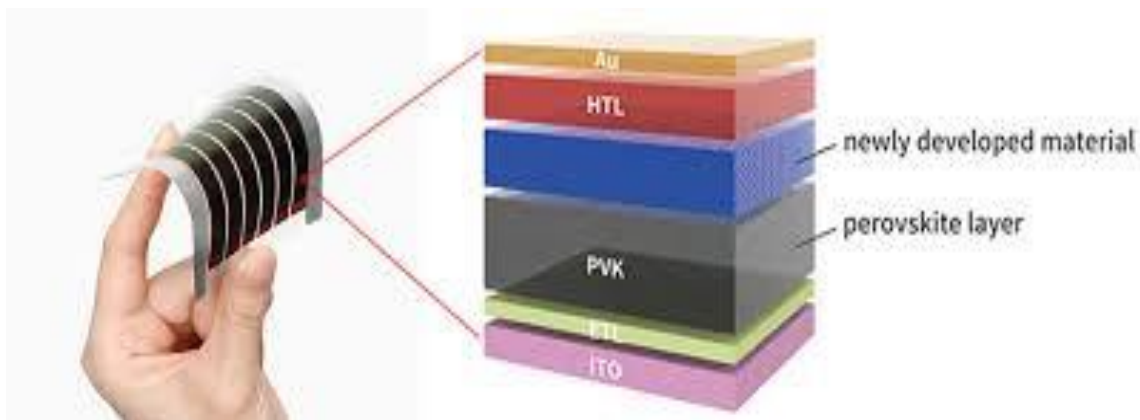


Figure 1.18: Left: Perovskite solar cell Right: Structure of perovskite solar cell layered with newly developed high-performance material

- **Organic Photovoltaics (OPVs):**

OPVs use organic polymers or molecules to convert sunlight into electricity. These cells are lightweight, flexible, and inexpensive to produce, making them ideal for niche applications like wearable electronics or integration into building materials. While their efficiency is lower than that of silicon-based technologies, ongoing research aims to improve their performance and lifespan.

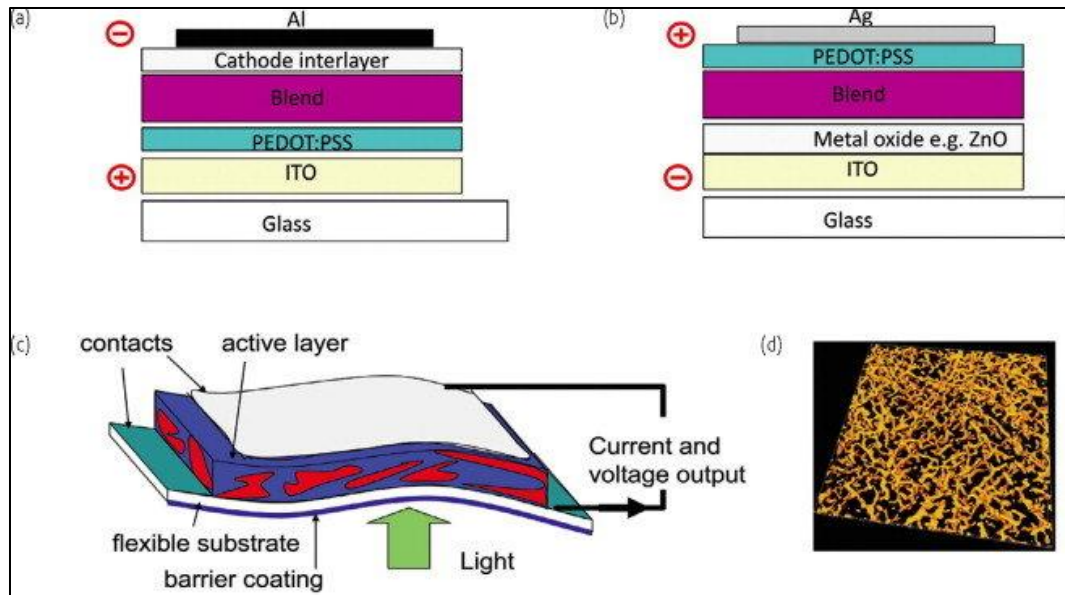


Figure 1.19: Layer structure of an organic solar cell in the traditional (a) and inverted (b) polarity. (c) Schematic of the layers in an OPV module on a flexible substrate. (d) Image of the microstructure within the active layer, obtained with electron tomography.

The choice of photovoltaic material depends on factors such as efficiency, cost, application, and environmental considerations. Crystalline silicon dominates the market for its efficiency and reliability, thin-film solar cells excel in flexibility and scalability, and emerging technologies like perovskites and OPVs hold promise for innovative applications and future advancements in solar energy. As research continues, these materials will play an increasingly pivotal role in transitioning to a sustainable energy future.

1.4 Applications of Solar Energy Systems

Solar energy systems have revolutionized how we meet our energy needs, providing sustainable and renewable alternatives to traditional fossil fuel-based methods. These systems offer diverse applications, catering to both individual households and large-scale energy infrastructure. Two prominent applications of solar energy systems include domestic water heating using photothermal technology and electricity generation through large-scale photovoltaic (PV) solar farms. Each of these applications demonstrates the

flexibility and scalability of solar energy in addressing modern energy demands while reducing environmental impact.

1.4.1 Domestic Water Heating (Photothermal Systems)

One of the most widespread and practical applications of solar energy is the use of photothermal systems for domestic water heating. This technology harnesses solar radiation to generate thermal energy, which is then transferred to water for residential use. Solar water heating systems are highly energy-efficient and environmentally friendly, reducing reliance on electricity or fossil fuels for heating water. They are especially beneficial in regions with abundant sunlight, where they can operate effectively year-round.

Solar water heating systems typically include solar collectors, a storage tank, and a fluid circulation mechanism. Two main types of collectors are used: **flat-plate collectors** and **evacuated tube collectors**.



Figure 1.20: Domestic Water Heating (Photothermal Systems)

- **Flat-Plate Collectors:**

These are the simplest and most commonly used type of solar collectors. They consist of a flat absorber plate that captures solar energy and transfers it to a heat transfer fluid, often water or antifreeze, that flows through pipes attached to the plate. The transparent cover over the plate reduces heat loss while allowing sunlight to reach the absorber. Flat-plate collectors are ideal for moderate climates and are widely used in residential settings due to their affordability and ease of installation.

- **Evacuated Tube Collectors:**

These collectors are more advanced and efficient than flat-plate designs. They consist of rows of glass tubes, each containing an absorber and a heat pipe surrounded by a vacuum layer. The vacuum acts as an excellent insulator, minimizing heat loss caused by conduction and convection. Evacuated tube collectors are particularly effective in colder climates or for applications requiring higher water temperatures. Their enhanced thermal performance makes them suitable for both residential and commercial uses.

Domestic solar water heating systems not only provide an energy-efficient way to meet daily water heating needs but also reduce greenhouse gas emissions and energy bills. By replacing conventional heating methods with solar-powered systems, households can significantly contribute to environmental sustainability while enjoying long-term cost savings.

1.4.2. Solar Farms for Grid Electricity (Photovoltaic Systems)

Large-scale photovoltaic (PV) solar farms are a transformative application of solar energy, designed to generate electricity on a massive scale for distribution to power grids. These solar farms consist of extensive arrays of PV panels, often covering hundreds or even thousands of acres. The panels are strategically positioned to maximize sunlight exposure, converting it into direct current (DC) electricity through the photovoltaic effect. The DC electricity is then converted to alternating current (AC) using inverters, making it suitable for integration into the power grid.



Figure 1.21: Solar farms

Solar farms play a critical role in the global transition to renewable energy, offering a sustainable alternative to coal, oil, and natural gas for electricity generation. They are especially effective in regions with high solar irradiance, where they can generate substantial amounts of electricity year-round. By utilizing the virtually limitless energy of the sun, solar farms help reduce greenhouse gas emissions and mitigate the effects of climate change.

In addition to their environmental benefits, solar farms contribute to achieving renewable energy targets set by governments and international agreements. Many countries are investing heavily in solar farm infrastructure to meet their commitments under the Paris Agreement and other climate goals. These farms also promote energy independence by reducing reliance on imported fuels, which can be subject to price fluctuations and supply disruptions.

Technological advancements in PV systems, such as bifacial panels that capture sunlight from both sides and tracking systems that follow the sun's movement, have further enhanced the efficiency and output of solar farms. Moreover, the declining cost of PV technology has made large-scale solar projects increasingly economically viable, attracting significant investment from both the public and private sectors.

Conclusion

Solar energy, harnessed through photothermal and photovoltaic systems, offers a sustainable and environmentally friendly solution to the world's growing energy demands. While photothermal systems excel in heating applications, photovoltaic systems enable direct electricity generation. Together, these technologies form the backbone of renewable energy strategies and hold immense potential for further innovation and deployment.

Chapter 2: Energy Conversion and Storage: Fuel Cells

Fuel cells are an advanced energy technology that convert chemical energy from fuels directly into electrical energy with remarkable efficiency and significantly reduced environmental impact compared to traditional methods. By harnessing the power of redox reactions, fuel cells generate electricity without relying on combustion processes, which are often associated with high levels of greenhouse gas emissions and other pollutants. These characteristic positions fuel cells as a cleaner and more sustainable alternative in the transition towards environmentally friendly energy systems.




Figure 2.1: Fuel cell membranes

This chapter provides an in-depth exploration of fuel cells, starting with their fundamental operating principles, which involve the electrochemical conversion of energy through the interaction of hydrogen and oxygen or other reactants.

Various types of fuel cells, including proton exchange membrane (PEM), solid oxide (SOFC), alkaline (AFC), and molten carbonate (MCFC), are discussed, with a focus on their unique designs, operating conditions, and performance characteristics.

Additionally, the chapter addresses the key challenges faced by fuel cell technology, such as material durability, cost-effectiveness, fuel availability, and infrastructure requirements, which are critical barriers to widespread adoption. The potential solutions and ongoing research aimed at overcoming these challenges are also highlighted.

Finally, the chapter delves into the diverse applications of fuel cells, ranging from portable power sources and transportation systems to stationary power generation and grid energy storage.

Through this comprehensive analysis, the chapter underscores the growing importance of fuel cells in modern energy conversion and storage, emphasizing their role in achieving a sustainable and low-carbon energy future.

2.1 Principles of Fuel Cells

Fuel cells operate on a groundbreaking principle that enables the direct conversion of chemical energy from a fuel, most commonly hydrogen, into electrical energy through electrochemical reactions. This process, centered around redox (reduction-oxidation) reactions, is inherently efficient and environmentally friendly, producing electricity, heat, and water as its primary byproducts.

By bypassing the traditional combustion process, fuel cells eliminate inefficiencies and harmful emissions associated with conventional energy systems, making them a cleaner and more sustainable alternative.

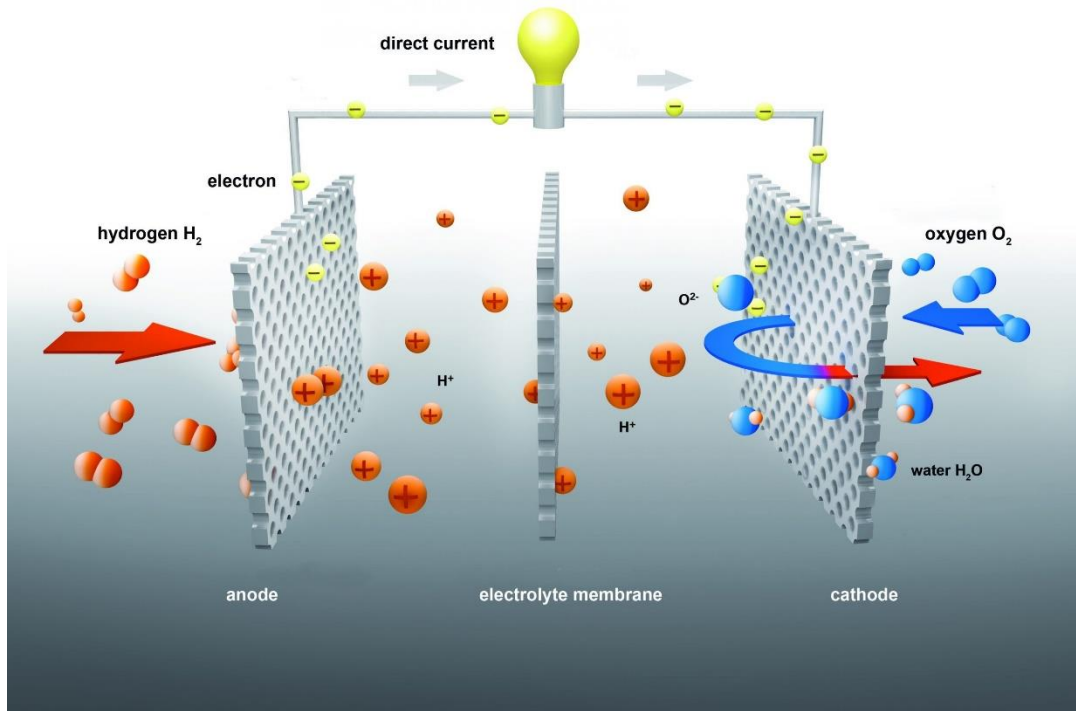


Figure 2.2: Principles of Fuel Cells

At the core of fuel cell operation lies a structure composed of three key components: an **electrolyte**, two **electrodes** (an anode and a cathode), and external circuitry. These components work synergistically to facilitate the redox reactions and generate a continuous flow of electricity:

- **Electrolyte:** The electrolyte is a critical medium within the fuel cell, responsible for conducting ions between the anode and cathode while preventing the direct mixing of hydrogen and oxygen. This separation is essential for sustaining the redox reactions. In Proton Exchange Membrane Fuel Cells (PEMFCs), Nafion is a widely used electrolyte. This polymeric membrane allows protons (H^+) generated at the anode to pass through to the cathode, enabling the reactions to proceed efficiently. At the same time, the electrolyte acts as an electronic insulator, preventing electrons from short-circuiting directly between the electrodes.
- **Electrodes:** The anode and cathode are the sites where the electrochemical reactions take place, driven by specialized catalysts, often platinum-based. At the

anode, hydrogen molecules are split into protons and electrons through oxidation. The protons pass through the electrolyte, while the electrons are forced to travel through an external circuit, creating an electric current. At the cathode, oxygen molecules react with the incoming protons and electrons, completing the redox cycle and forming water as a byproduct.

This elegantly engineered system allows for the efficient conversion of chemical energy into electricity while maintaining high environmental and operational efficiency.

The performance and durability of a fuel cell are highly dependent on the materials used for its components, particularly the electrolyte and the catalysts at the electrodes. The use of platinum catalysts enhances reaction rates but adds to the overall cost of the system.

While hydrogen is the most commonly used fuel due to its high reactivity and clean byproducts, other fuels like methane and ethanol can also be utilized in certain types of fuel cells. These alternatives expand the versatility of fuel cells, enabling their application in diverse settings and industries.

Advances in materials science and engineering continue to improve the efficiency, cost-effectiveness, and durability of fuel cells, driving their adoption in transportation, stationary power generation, and portable energy applications.

2.2 Types of Fuel Cells

Fuel cells are classified into various types based on their design, operating conditions, and intended applications. Each type is optimized for specific use cases, offering unique advantages that cater to different energy needs. Among these, **Proton Exchange Membrane Fuel Cells (PEMFCs)** and **Solid Oxide Fuel Cells (SOFCs)** are two of the most prominent and widely utilized technologies. These fuel cells are distinguished by their electrolyte materials, operating temperatures, and application domains, making them integral to the advancement of clean energy solutions.

2.2.1 Proton Exchange Membrane Fuel Cells (PEMFCs)

Proton Exchange Membrane Fuel Cells (PEMFCs) are designed to operate at relatively low temperatures, typically in the range of **50°C to 100°C**. This low-temperature operation provides several key benefits, including rapid startup times and the ability to integrate into compact designs. The core of a PEMFC is its solid polymer membrane, which acts as an electrolyte, conducting protons (H^+) from the anode to the cathode while blocking the flow of electrons. Platinum-based catalysts are used at both electrodes to facilitate the redox reactions efficiently.

PEMFCs are particularly suited for applications requiring high power density and minimal environmental impact. Their clean operation, producing only water as a byproduct, makes them ideal for **electric vehicles (EVs)**, where they serve as a sustainable alternative to internal combustion engines. Beyond transportation, PEMFCs are widely employed in **portable power generation devices**, such as backup power systems for homes and businesses and small-scale energy solutions for remote or off-grid locations.

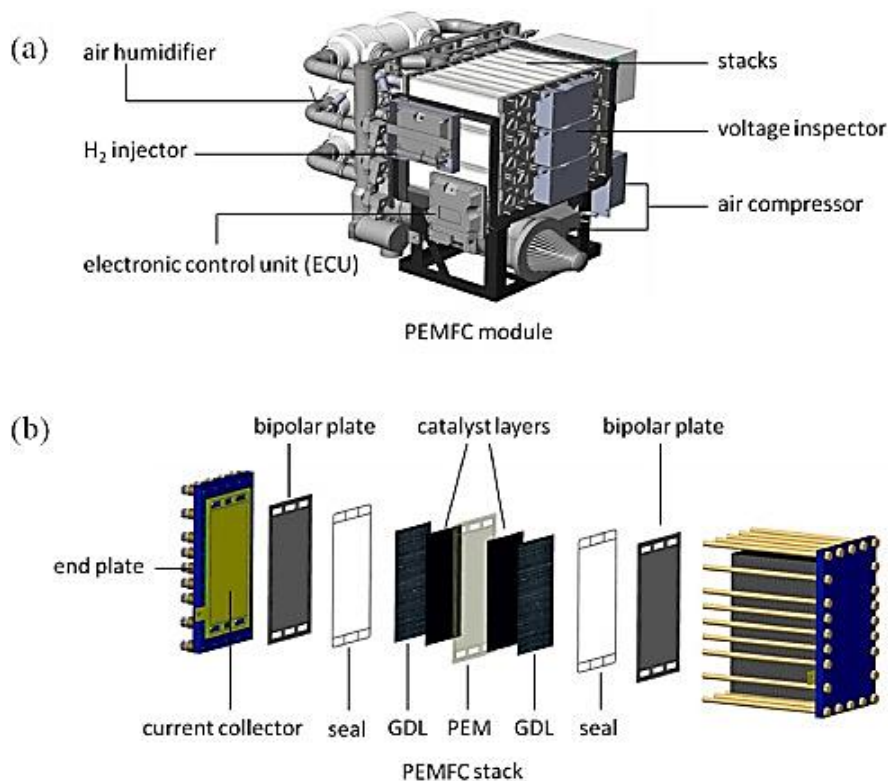


Figure 2.3: Proton Exchange Membrane Fuel Cells (PEMFCs)

The lightweight and compact nature of PEMFCs, combined with their ability to quickly respond to energy demands, has positioned them as a leading choice in sectors requiring efficient and environmentally friendly energy sources. However, challenges such as the high cost of platinum catalysts and sensitivity to fuel impurities continue to drive research and development to enhance their cost-effectiveness and durability.

2.2.2 Solid Oxide Fuel Cells (SOFCs)

Solid Oxide Fuel Cells (SOFCs) are a high-temperature fuel cell technology that operates at temperatures ranging from **600°C to 1,000°C**. This elevated operating temperature allows SOFCs to achieve remarkable efficiencies in converting fuel to electricity while also enabling the use of a wide variety of fuels, including **natural gas, biogas, and hydrogen**. The electrolyte in an SOFC is typically a solid ceramic material, such as **yttria-stabilized zirconia (YSZ)**, which conducts oxygen ions (O^{2-}) from the cathode to the anode.

The high-temperature operation of SOFCs provides a significant advantage: it eliminates the need for external fuel reforming, as hydrocarbons can be internally reformed within the cell. This versatility makes SOFCs suitable for a range of industrial applications. Additionally, the heat generated during operation can be captured and utilized in **combined heat and power (CHP) systems**, further improving their overall energy efficiency. SOFCs are commonly used in **industrial power applications**, where their ability to provide reliable and continuous power is critical.

Despite their advantages, the high operating temperature of SOFCs presents challenges in terms of material durability and system longevity. The development of advanced materials that can withstand thermal stresses and improve long-term performance is an active area of research.

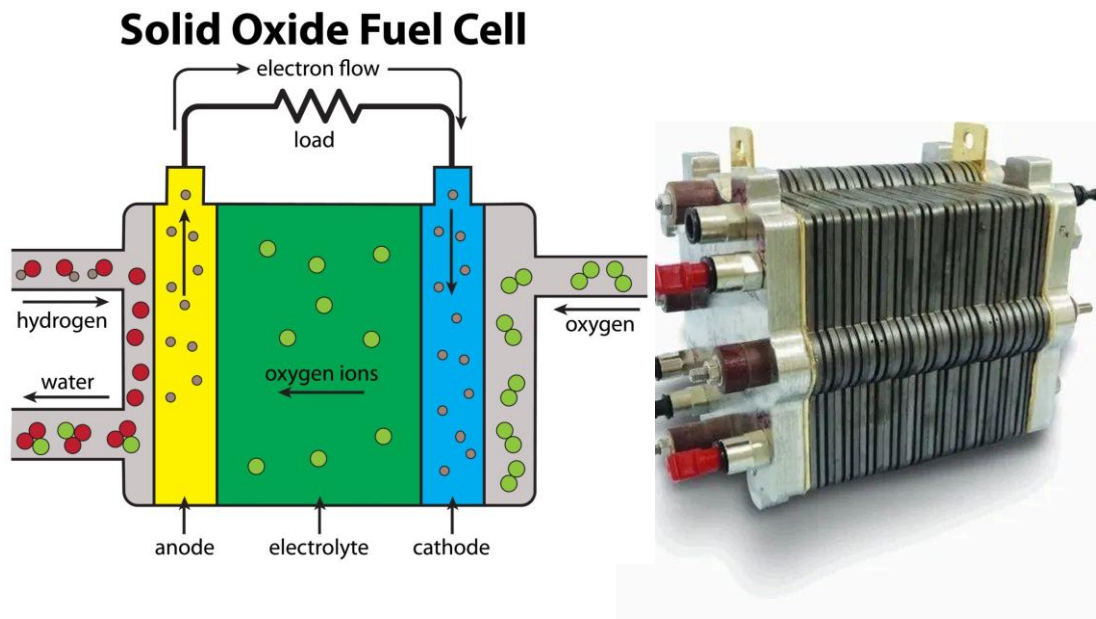


Figure 2.5: Solid Oxide Fuel Cells (SOFCs)

PEMFCs and SOFCs represent two distinct approaches to fuel cell technology, each optimized for specific applications and operating conditions. **PEMFCs** excel in low-temperature, high-power-density applications such as transportation and portable power generation, while **SOFCs** are well-suited for high-temperature industrial and combined heat and power systems. Together, these technologies illustrate the versatility and potential of fuel cells in addressing diverse energy challenges and driving the transition toward a cleaner, more sustainable energy future.

2.3 Challenges and Applications of Fuel Cells

Fuel cells offer a transformative approach to energy conversion and storage, providing a clean and efficient alternative to traditional fossil fuel-based systems. However, despite their many advantages, several challenges have hindered the widespread adoption of fuel cell technology. These challenges stem primarily from material costs, durability concerns, and the complexities of hydrogen storage and distribution.

Nevertheless, the range of potential applications for fuel cells remains vast, demonstrating their significant promise in reshaping the energy landscape.

2.4 Challenges in Fuel Cell Technology

One of the primary barriers to the mass adoption of fuel cells is the **high cost of catalysts** used in their operation. Platinum, the most commonly used catalyst in both the anode and cathode, significantly increases the overall cost of the system. While platinum is highly effective in facilitating the electrochemical reactions within the fuel cell, its scarcity and expense pose a major economic challenge. Efforts are ongoing to develop alternative catalysts or reduce platinum loading without compromising efficiency.

Another critical issue is the **durability of fuel cell components**. Fuel cells often operate under varying conditions, including fluctuating temperatures, humidity levels, and loads, which can degrade their performance over time. The electrolyte, electrodes, and sealing materials are particularly vulnerable to wear and chemical breakdown, leading to reduced efficiency and shortened lifespans.

The **storage and distribution of hydrogen** also present significant technical and logistical hurdles. Hydrogen, being a low-density gas, requires advanced storage solutions such as high-pressure compressed tanks, cryogenic storage, or chemical carriers like metal hydrides. These technologies are costly and add complexity to hydrogen infrastructure. Additionally, creating a reliable hydrogen supply chain involves challenges related to production, transportation, and refuelling infrastructure, which must be addressed to enable broader adoption of hydrogen-powered systems.

2.5 Applications of Fuel Cells

Despite these challenges, the potential applications of fuel cells are extensive and impactful, spanning transportation, stationary power generation, and industrial processes. Their versatility and clean operation position them as a cornerstone technology for a sustainable energy future.

- **Electric Vehicles (EVs):**

Fuel cells, particularly **Proton Exchange Membrane Fuel Cells (PEMFCs)**, are increasingly used in electric vehicles to deliver efficient and long-range power. Unlike battery-powered EVs, fuel cell vehicles (FCVs) can be refuelled quickly, offering a practical solution for applications where downtime is critical, such as in public transportation, heavy-duty trucks, and fleet vehicles. The only byproduct of hydrogen-powered vehicles is water, making them an environmentally friendly alternative to internal combustion engines. As hydrogen refuelling infrastructure expands, FCVs are expected to play a crucial role in decarbonizing the transportation sector.



Figure 2.6: Electric Vehicles (EVs):

- **Stationary Power Generation:**

Fuel cells are well-suited for stationary power applications, providing reliable and efficient electricity for homes, businesses, and industries. In off-grid or backup power systems, fuel cells offer a consistent and clean energy source, often outperforming traditional generators in terms of efficiency and emissions. **Solid Oxide Fuel Cells (SOFCs)**, with their ability to operate on a variety of fuels and high efficiency in combined heat and power (CHP) systems, are particularly valuable for industrial energy needs. They

are also used in large-scale power plants, where their scalability and ability to utilize waste heat contribute to overall energy efficiency.



Figure 2.7: Stationary Power Generation:

2.6 Conclusion

In conclusion, while challenges such as the high cost of catalysts, component durability, and hydrogen storage remain significant barriers, ongoing advancements in materials science and system design are steadily addressing these issues. The applications of fuel cells in transportation, stationary power, and industrial energy systems underscore their transformative potential in achieving a cleaner and more sustainable energy future. By leveraging their unique advantages and overcoming current limitations, fuel cells have the capability to revolutionize how energy is produced, stored, and utilized on a global scale.

Chapter 3: Materials Physics: New Materials, Superconductors, and Nanophysics

Advancements in materials physics are driving a profound transformation across the energy and technology sectors, fundamentally redefining how we generate, store, and utilize energy while enabling revolutionary breakthroughs in modern applications. These advancements are underpinned by the development of new materials with exceptional properties, the exploration of transformative characteristics in superconductors, and the innovations propelled by the burgeoning field of nanophysics. Together, these domains are unlocking new functionalities, enhancing system efficiencies, and paving the way for applications that were once considered unfeasible. By addressing some of the most pressing challenges in energy and technology, these advancements hold the potential to create a sustainable, efficient, and technologically advanced future.

The development of new materials lies at the heart of this revolution, with a focus on designing and synthesizing compounds that exhibit superior mechanical, thermal, electronic, and optical properties. Materials such as high-entropy alloys, two-dimensional materials like graphene, and perovskites are pushing the boundaries of what is possible in fields ranging from photovoltaics to quantum computing. High-entropy alloys, for example, are engineered by combining multiple principal elements, resulting in materials that demonstrate remarkable strength, corrosion resistance, and thermal stability, making them ideal for extreme environments. Similarly, graphene, with its single-atom thickness and extraordinary conductivity, is being integrated into advanced energy storage systems, sensors, and flexible electronics. Perovskites, particularly in the realm of solar energy, are revolutionizing photovoltaic technologies with their high efficiency and low production costs, representing a significant leap forward in renewable energy solutions.

Superconductors, materials that exhibit zero electrical resistance and expel magnetic fields below a critical temperature, are another cornerstone of advancements in materials physics. These materials are transforming energy transmission, magnetic levitation, and medical imaging technologies. High-temperature superconductors, which operate at relatively accessible temperatures compared to their traditional counterparts, are enabling the development of lossless power grids, ultra-fast maglev trains, and highly sensitive

diagnostic equipment like MRI machines. The promise of room-temperature superconductivity, a long-sought goal, has captured global attention due to its potential to eliminate energy losses entirely in electrical systems, dramatically increasing energy efficiency on a massive scale. Ongoing research in this area is uncovering new mechanisms and materials that could make this technology a practical reality.

Nanophysics, the study of materials and phenomena at the nanoscale, is another transformative area driving unprecedented innovation. At this scale, materials exhibit unique properties that differ significantly from their bulk counterparts, including enhanced strength, thermal conductivity, and reactivity. These properties are being harnessed in applications such as nanoscale energy harvesters, next-generation batteries, and precision drug delivery systems. For instance, nanostructured materials are enabling the creation of supercapacitors and batteries with higher energy densities and faster charge-discharge cycles, addressing critical limitations in energy storage technologies. Nanophysics is also at the forefront of developing thermoelectric materials that can efficiently convert waste heat into usable energy, contributing to both energy conservation and environmental sustainability.

In this chapter, the discussion delves into the cutting-edge developments across these areas, examining how new materials, superconductors, and nanophysics are addressing the challenges of energy conversion, storage, and advanced technological applications. The synthesis of innovative materials with tailored properties, the quest for room-temperature superconductivity, and the exploitation of nanoscale phenomena are not just enhancing existing technologies but are also creating entirely new industries and possibilities. By integrating these advancements, we can overcome current energy limitations, enhance technological performance, and drive the transition toward a more efficient and sustainable future. Through an exploration of these transformative breakthroughs, this chapter highlights the central role of materials physics in shaping the energy and technology landscapes of tomorrow.

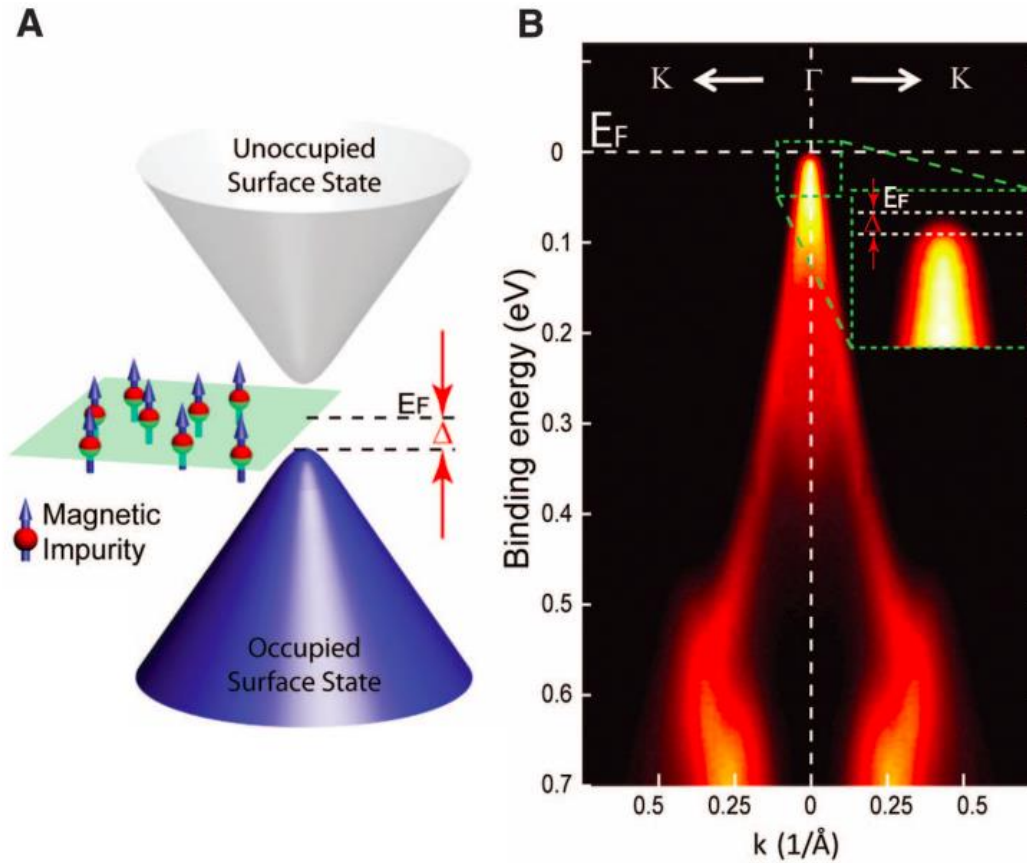
3.1 New Materials for Energy

The discovery and development of new materials have revolutionized energy technologies, leading to significant advancements in performance, efficiency, and versatility. By leveraging the unique properties of emerging materials, researchers and engineers have created innovative applications that address critical challenges in energy generation, storage, and utilization. Among the most promising categories of new materials are **topological insulators** and **two-dimensional (2D) materials**, each offering unprecedented opportunities to transform energy systems and electronics.

3.1.1 Topological Insulators

Topological insulators are a remarkable class of materials defined by their dual nature: they are insulating in their interior but exhibit highly efficient, lossless conduction along their surfaces or edges. This unique property arises from the material's quantum mechanical structure, which allows electrons to move along the surface without scattering or dissipation. This robustness against energy loss makes topological insulators particularly promising for energy-efficient applications and next-generation electronic devices.

One of the most exciting prospects for topological insulators lies in their potential to revolutionize **energy-efficient electronics** and **spintronic devices**. By leveraging their surface conduction properties, topological insulators can be used to create advanced transistors and low-power electronic components that significantly reduce energy consumption. Additionally, their inherent robustness and stability under various conditions make them ideal for applications in **quantum computing**, where the preservation of quantum states is crucial. The unique properties of topological insulators could enable the development of faster, more efficient, and more reliable computational systems.



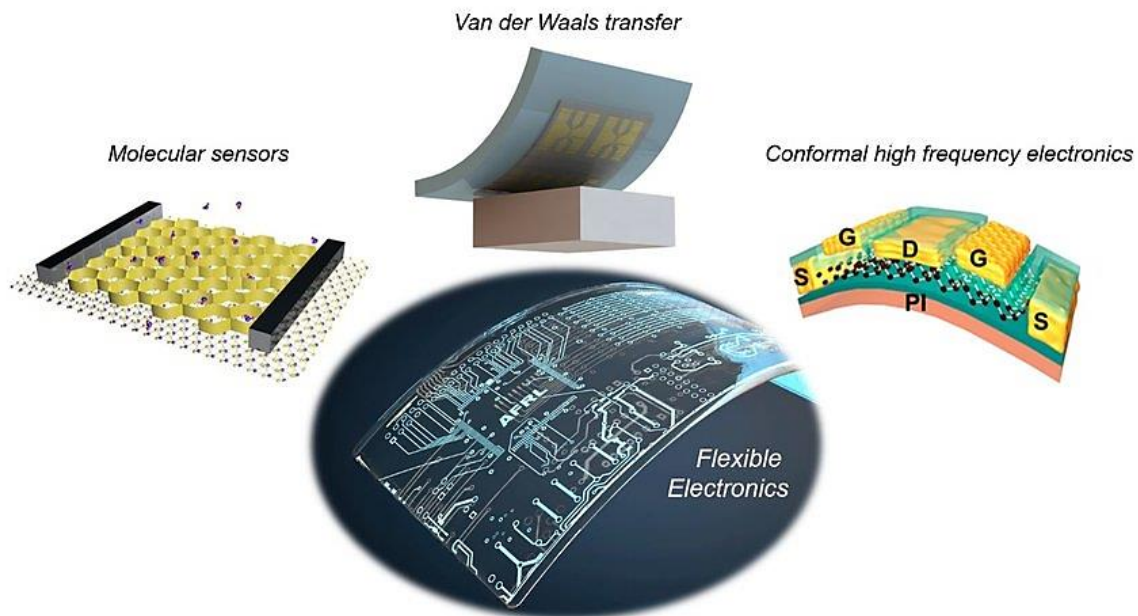
3.1.2 Two-Dimensional (2D) Materials

Two-dimensional materials, such as graphene, represent a groundbreaking area of materials science due to their extraordinary properties and broad applicability. Graphene, often regarded as the pioneer of 2D materials, consists of a single layer of carbon atoms arranged in a hexagonal lattice. This structure imparts graphene with unparalleled electrical conductivity, mechanical flexibility, and thermal conductivity. These attributes make graphene an ideal candidate for a wide range of energy-related applications.

One of the most prominent uses of graphene is in **flexible electronics**, where its combination of high conductivity and flexibility enables the creation of bendable, lightweight devices. Additionally, graphene's large surface area and excellent charge storage capacity have positioned it as a leading material for **energy storage systems**, including supercapacitors and advanced lithium-ion batteries. These technologies benefit

from graphene's ability to enhance energy density and charge-discharge rates, making them more efficient and reliable.


Beyond graphene, other 2D materials, such as **transition metal dichalcogenides (TMDs)**, are being actively explored for their unique optical, electronic, and mechanical properties. TMDs, such as molybdenum disulfide (MoS_2), exhibit tunable bandgaps, enabling their use in a variety of applications, including optoelectronics and next-generation solar cells. The diversity of 2D materials expands the possibilities for creating specialized devices tailored to specific energy and electronic needs.



3.2 Superconductors

Superconductors are extraordinary materials that demonstrate the unique property of **zero electrical resistance** when cooled below a specific critical temperature (T_c). This remarkable behavior enables the lossless transfer of electricity, making superconductors a cornerstone technology for applications requiring high efficiency, power density, and precision. Beyond their resistance-free conductivity, superconductors exhibit other

fascinating properties, such as the **Meissner effect**, which further expands their utility in advanced scientific and technological applications.



3.2.1 Principles of Superconductivity

The phenomenon of superconductivity is rooted in quantum mechanics and arises due to the formation of **Cooper pairs**—pairs of electrons that move in a correlated manner without scattering. Below the critical temperature, these Cooper pairs form a condensed quantum state that allows electrical current to flow indefinitely without any resistance or energy dissipation. This behavior is fundamentally different from that of normal conductive materials, where electrons encounter resistance due to scattering by lattice vibrations or impurities.

Another defining characteristic of superconductors is the **Meissner effect**, wherein the material expels all internal magnetic fields when in the superconducting state. This property allows superconductors to generate powerful magnetic fields and achieve magnetic levitation, making them invaluable in applications like frictionless transportation and precision instrumentation.

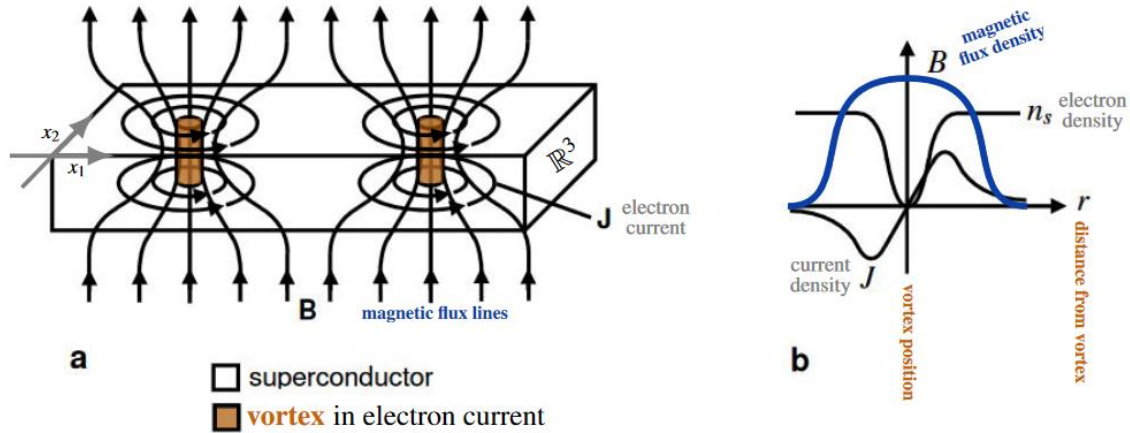


Figure 1: (a) Schematic diagram showing magnetic flux penetrating a superconductor via flux vortices. (b) Schematic cross section showing the B-field, number density of electrons contributing to superconductivity, n_s and supercurrent J as a function of distance r from the centre of a vortex.

3.2.2 Key Materials

The discovery of **high-T_cT_c** superconductors has revolutionized the practicality of superconducting technologies by significantly reducing cooling costs and broadening their usability. Traditional superconductors, such as niobium-titanium, require cooling to extremely low temperatures near absolute zero using liquid helium, which is expensive and challenging to manage.


High-T_cT_c superconductors, such as **Yttrium-Barium-Copper-Oxide (YBCO)**, have changed this paradigm by exhibiting superconductivity at higher critical temperatures, often achievable with liquid nitrogen (77 K). Liquid nitrogen is far more cost-effective and easier to handle than liquid helium, making high-T_cT_c superconductors a game-changer in the field. These materials have paved the way for a wide range of practical applications, enabling the development of more accessible and scalable superconducting systems.

3.2.3 Applications of Superconductors

The unique properties of superconductors make them indispensable in several high-impact applications, particularly in transportation, medical imaging, and scientific research:

- **Magnetic Levitation (Maglev Trains):**

Superconductors are a key technology behind high-speed **maglev trains**, which use magnetic levitation to eliminate friction and enable rapid, smooth transportation. By expelling magnetic fields via the Meissner effect, superconductors create strong repulsive forces that lift the train above the tracks. This frictionless motion not only enhances speed and energy efficiency but also reduces wear and maintenance costs, making maglev trains an innovative solution for modern transportation systems.



- **Superconducting Magnets:**

Superconducting magnets are essential in various advanced technologies due to their ability to generate exceptionally strong and stable magnetic fields. In **medical imaging**, superconducting magnets are a critical component of **Magnetic Resonance Imaging (MRI) machines**, enabling the high-resolution imaging of internal body structures. These magnets are also widely used in **particle accelerators** for scientific research, where precise and powerful magnetic fields are required to steer and focus particle beams. Furthermore, superconducting magnets play a pivotal role in advanced energy systems, such as nuclear fusion reactors, where they are used to confine plasma.



Superconductors represent a groundbreaking class of materials with transformative potential across multiple industries. Their ability to conduct electricity without resistance and expel magnetic fields through the Meissner effect underpins their unparalleled efficiency and versatility. Advances in high- T_c superconductors, such as YBCO, have made these technologies more practical and accessible by reducing cooling requirements. Applications ranging from **maglev trains** to **MRI machines** and **scientific research facilities** demonstrate the profound impact of superconductors on transportation, healthcare, and scientific discovery. As research continues to expand the boundaries of superconducting materials and their applications, these technologies will play an increasingly vital role in shaping the future of energy and technology.

3.3 Nanophysics

Nanophysics is a specialized branch of physics that investigates the behavior and properties of materials at the nanoscale, a realm where dimensions are on the order of billionths of a meter. At this scale, quantum mechanical effects play a dominant role, giving rise to unique properties and phenomena that are fundamentally different from those observed in bulk materials. These nanoscale characteristics are driving groundbreaking advancements

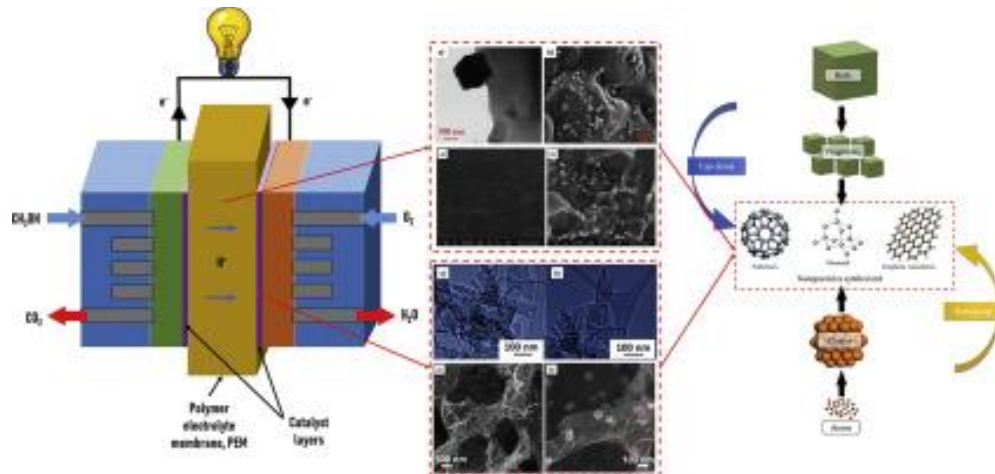
across various domains, including energy, electronics, and catalysis. By leveraging the principles of nanophysics, researchers are unlocking new functionalities and designing materials with exceptional performance tailored for specific applications.

One of the core principles underpinning nanophysics is **quantum confinement**, a phenomenon that occurs when the dimensions of a material are reduced to the nanoscale, typically in the range of 1–100 nanometers. In this regime, the motion of electrons is restricted, leading to discrete energy levels and altered electronic, optical, and magnetic properties. This confinement effect enables the design and synthesis of nanostructures with precise control over their physical characteristics, allowing for the creation of materials with enhanced or entirely novel functionalities. For example, nanoparticles exhibit significantly higher surface-area-to-volume ratios compared to their bulk counterparts, which enhances their reactivity and catalytic activity. Similarly, nanostructures such as quantum dots demonstrate size-dependent optical properties, enabling their use in a wide range of applications from optoelectronics to biomedical imaging.

The transformative potential of nanophysics is perhaps most evident in its applications, which span diverse industries and address some of the most pressing technological and environmental challenges.

3.3.1 Nanostructured Catalysts for Fuel Cells:


In the realm of energy conversion, nanophysics has revolutionized the design of catalysts for fuel cells. Platinum nanoparticles, for instance, are widely employed as catalysts in proton exchange membrane fuel cells (PEMFCs). At the nanoscale, these particles provide an exceptionally large surface area for electrochemical reactions, thereby improving the efficiency of fuel cells. By reducing the amount of precious metals required for catalysis, nanostructured catalysts not only lower the overall cost of fuel cell systems but also enhance their performance and durability. Research continues to focus on optimizing the size, shape, and distribution of these nanoparticles to further boost their catalytic activity and long-term stability.



3.3.2 Quantum Dots for Photovoltaic Systems:

Another groundbreaking application of nanophysics lies in the development of quantum dots for advanced photovoltaic technologies. Quantum dots are nanoscale semiconductor particles whose electronic and optical properties can be tuned by simply adjusting their size. This tunability allows quantum dots to absorb and emit light across a broad range of wavelengths, making them ideal for use in next-generation solar cells. By incorporating quantum dots into photovoltaic systems, researchers have achieved significant improvements in energy conversion efficiency and spectral response. These advancements are paving the way for highly efficient, lightweight, and flexible solar panels that are well-suited for both traditional and emerging energy markets.

Beyond energy and catalysis, nanophysics is also driving innovations in fields such as electronics, medicine, and environmental science. Nanoscale materials are enabling the creation of faster and more energy-efficient electronic devices, while their unique properties are being exploited for targeted drug delivery and advanced diagnostic tools in healthcare. In environmental applications, nanophysics is facilitating the development of materials capable of capturing and converting pollutants into useful products, thereby contributing to cleaner and more sustainable technologies.



Nanophysics represents a frontier of scientific discovery and technological innovation, with its ability to manipulate materials at the atomic and molecular levels unlocking a wealth of possibilities. By harnessing the principles of quantum confinement and other nanoscale phenomena, researchers are transforming industries and addressing global challenges in energy, sustainability, and beyond. This chapter highlights the remarkable potential of nanophysics to redefine the boundaries of what is possible, showcasing its critical role in shaping the future of science and technology.

Chapter 4: Hot Plasmas and Fusion

The study of hot plasmas and nuclear fusion occupies a pivotal position at the cutting edge of modern physics and energy research, holding the promise of nearly limitless, clean energy for future generations. Plasmas, commonly referred to as the fourth state of matter, are ionized gases consisting of free electrons and ions. Unlike solids, liquids, or gases, plasmas exhibit unique behaviors driven by their charged particles and collective interactions, which make them indispensable in both fundamental scientific research and a wide range of advanced technological applications. This chapter delves into the principles of plasma physics, the mechanisms that underpin nuclear fusion energy, and the critical challenges associated with the development of materials capable of withstanding the extreme conditions within fusion systems.

Plasma physics is the study of the behavior, dynamics, and properties of plasmas, which are naturally found in stars, including our Sun, and can also be created artificially in laboratories. The unique characteristics of plasmas arise from the strong interactions between their charged particles and electromagnetic fields, leading to phenomena such as magnetic confinement, plasma oscillations, and instabilities. Understanding these phenomena is crucial for the development of fusion energy systems, as controlling and sustaining plasma under extreme conditions is one of the central challenges in fusion research. Magnetic confinement devices, such as tokamaks and stellarators, and inertial confinement systems rely on a deep understanding of plasma physics to maintain the stability and energy densities necessary for fusion reactions to occur.

The core mechanism of nuclear fusion involves the combination of light atomic nuclei, such as isotopes of hydrogen (deuterium and tritium), to form heavier nuclei, such as helium. This process releases a tremendous amount of energy, as described by Einstein's mass-energy equivalence equation, $E = mc^2$. Fusion reactions are responsible for the energy produced by stars, including the Sun, where extreme temperatures and pressures enable hydrogen nuclei to overcome their electrostatic repulsion and collide with sufficient force to fuse. Achieving similar conditions on Earth requires heating plasmas to temperatures exceeding tens of millions of degrees Celsius and maintaining these

conditions long enough for fusion to occur, a task that poses significant scientific and engineering challenges.

One of the primary obstacles in achieving practical fusion energy is the development of materials capable of withstanding the intense environment within fusion reactors. The walls of a fusion reactor must endure extreme heat fluxes, neutron bombardment, and chemical erosion while maintaining structural integrity over prolonged operation. Advanced materials, such as tungsten, carbon composites, and specially designed alloys, are being studied for their ability to tolerate these conditions. Furthermore, plasma-facing components must minimize contamination of the plasma, as impurities can cool the plasma and disrupt the fusion process. Innovative approaches, including self-healing materials and liquid metal walls, are being explored to address these challenges and enhance the durability of fusion systems.

Fusion energy research is advancing through international collaborative efforts, such as the ITER project, which aims to demonstrate the feasibility of large-scale fusion power. These initiatives are focusing on optimizing plasma confinement, developing advanced diagnostics, and creating robust materials to bring fusion energy closer to practical realization. While significant hurdles remain, the potential benefits of nuclear fusion—a virtually inexhaustible energy source with no greenhouse gas emissions and minimal long-lived radioactive waste—make it one of the most promising solutions to the global energy crisis.

In this chapter, the exploration of plasma physics principles, the intricate processes of nuclear fusion, and the material science challenges highlight the interdisciplinary nature of this field. By integrating advances in physics, engineering, and materials science, the pursuit of nuclear fusion energy continues to push the boundaries of human knowledge and technological capability. This effort underscores the transformative potential of fusion as a cornerstone of a sustainable and clean energy future, aligning with the broader goals of addressing climate change and ensuring energy security for generations to come.

4.1 Principles of Plasma Physics

Plasmas, often described as the fourth state of matter, consist of ionized gases composed of free electrons and ions that interact dynamically with electromagnetic fields and one another. This unique composition imbues plasmas with distinct physical properties that set them apart from ordinary gases. High electrical conductivity, the capacity for strong electromagnetic interactions, and the ability to support collective phenomena such as waves, instabilities, and self-organization are hallmarks of plasma behavior. These properties make plasmas a subject of intense scientific interest and a cornerstone of numerous technological and industrial applications. Plasma physics, the study of these phenomena, underpins innovations across fields as diverse as aerospace, electronics, and advanced manufacturing.


One of the most prominent and impactful applications of plasma physics is in space propulsion systems, particularly in the form of ion thrusters and Hall effect thrusters. These devices exploit the unique properties of plasmas to generate high-speed ion streams, providing a means of propulsion that is both highly efficient and indispensable for deep-space exploration missions. In an ion thruster, a plasma is created by ionizing a neutral gas, typically xenon, through electric fields or radiofrequency waves. The ions are then accelerated to extremely high velocities by applying a strong electric field, creating a directed ion stream that generates thrust. Hall effect thrusters operate on a similar principle but utilize a combination of electric and magnetic fields to confine electrons and accelerate ions. These propulsion systems provide low-thrust, long-duration capabilities that surpass the efficiency of traditional chemical propulsion systems. Their ability to operate continuously over extended periods makes them ideal for missions involving orbital adjustments, satellite positioning, and interplanetary travel, where efficiency and reliability are paramount.

Plasmas also play a critical role in semiconductor manufacturing, where their ability to interact with surfaces at the atomic level is leveraged in processes such as etching, deposition, and surface modification. Plasma etching, for instance, is a highly precise

method for removing material from a substrate, allowing for the fabrication of intricate micro- and nanoscale structures essential for advanced electronic devices. In this process, a plasma is used to create chemically reactive species, such as ions and radicals, which interact with the material surface to selectively remove layers. Similarly, plasma-enhanced chemical vapor deposition (PECVD) utilizes plasmas to deposit thin films with exceptional uniformity and control, enabling the creation of multi-layered structures found in transistors, sensors, and photovoltaic cells. The versatility and precision of plasma-based techniques have made them indispensable in the production of cutting-edge technologies, including microprocessors, displays, and memory devices.

Beyond these specific applications, the principles of plasma physics are foundational to a wide range of other technologies, including fusion energy, materials processing, and environmental remediation. The study of plasmas in controlled laboratory settings has provided insights into natural phenomena such as solar flares, auroras, and the behavior of astrophysical plasmas in interstellar space. Moreover, plasmas' ability to sustain high temperatures and pressures makes them central to efforts to achieve nuclear fusion, a potential source of nearly limitless clean energy.

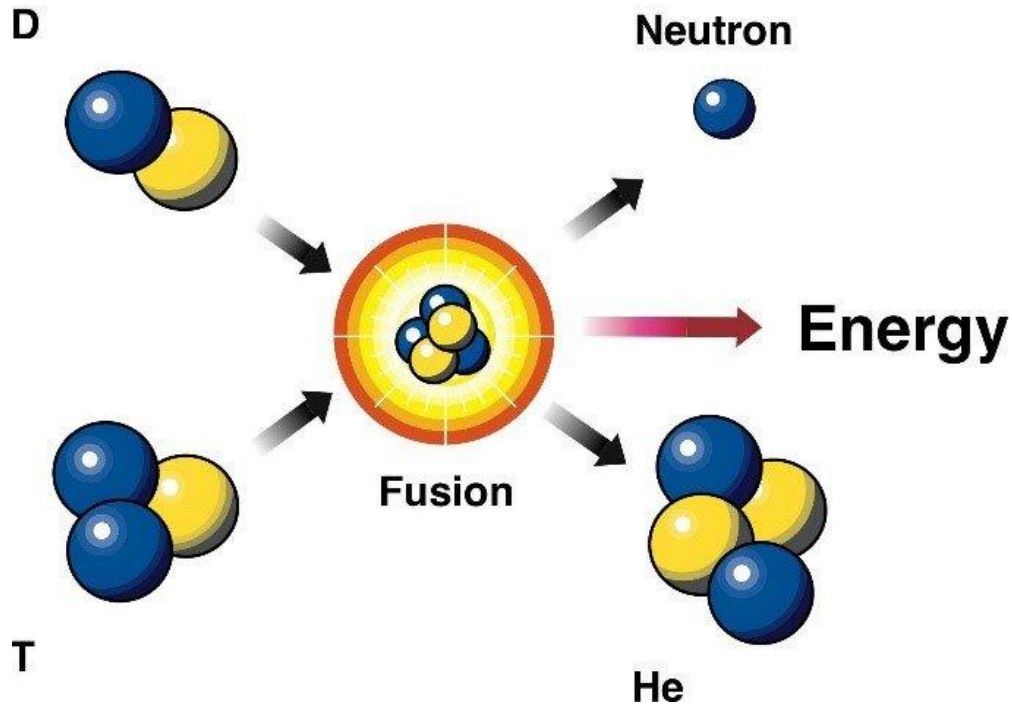
The principles of plasma physics provide the foundation for understanding and harnessing the unique properties of plasmas for practical applications. From enabling efficient space propulsion to driving advances in semiconductor manufacturing, plasmas are integral to modern technology and scientific progress. As research in plasma physics continues to deepen, new applications and innovations are likely to emerge, further expanding the transformative impact of this fascinating and dynamic state of matter.



4.2 Fusion Energy

Nuclear fusion stands out as one of the most promising solutions to meet the world's growing energy demands in a sustainable and environmentally friendly manner. Fusion reactions, which occur when light atomic nuclei combine to form heavier nuclei, release immense amounts of energy due to the conversion of mass into energy, as described by Einstein's equation $E = mc^2$. This process, which powers stars like our Sun, offers a nearly inexhaustible source of energy with minimal environmental impact, as it produces no greenhouse gases and generates only short-lived radioactive waste compared to nuclear fission. The fusion of deuterium (D) and tritium (T) nuclei is the most studied reaction for energy production. In this reaction, $D + T \rightarrow \text{He} + n + \text{energy}$, helium (He) and a high-energy neutron (n) are produced, along with a substantial release of energy. The abundance of deuterium in water and the potential to produce tritium from lithium make fusion a highly sustainable energy source.

Achieving controlled fusion on Earth requires recreating the extreme conditions found in the cores of stars, where fusion naturally occurs. These conditions include temperatures of tens of millions of degrees Celsius and sufficient plasma density to overcome the electrostatic repulsion between positively charged nuclei. To achieve and sustain such extreme conditions, advanced systems have been developed, each employing innovative approaches to plasma confinement and stabilization.

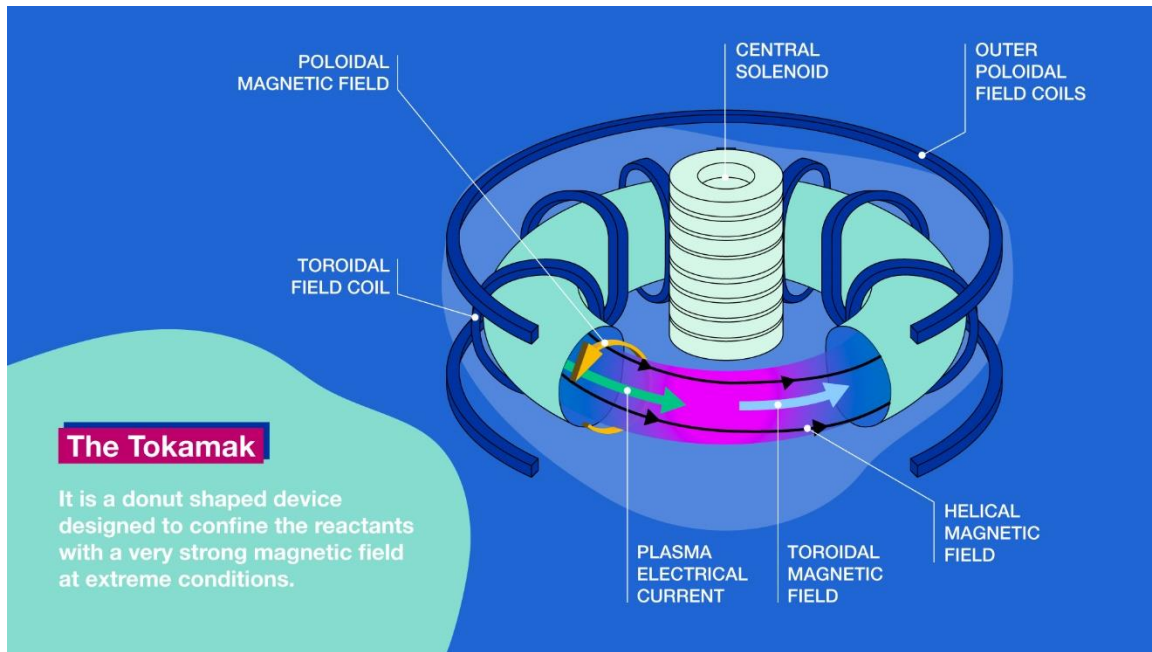


4.2.1 Tokamak

The tokamak is the most extensively researched and developed system for achieving nuclear fusion. It relies on magnetic confinement to contain and stabilize the high-temperature plasma required for fusion reactions. The tokamak's design features a toroidal (doughnut-shaped) chamber, where a combination of strong magnetic fields and induced electric currents confine the plasma and prevent it from coming into contact with the reactor walls. The magnetic fields are generated by external coils, while the electric current flows within the plasma itself, contributing to its stability.

Tokamaks have demonstrated the capability to sustain high-temperature plasmas for extended periods, making them a cornerstone of fusion research. Large-scale international projects, such as the ITER (International Thermonuclear Experimental Reactor) in France, are based on the tokamak design. ITER aims to demonstrate the feasibility of large-scale fusion energy by achieving a plasma state where the energy produced by fusion reactions exceeds the energy required to sustain the reaction (known as "ignition"). The tokamak's

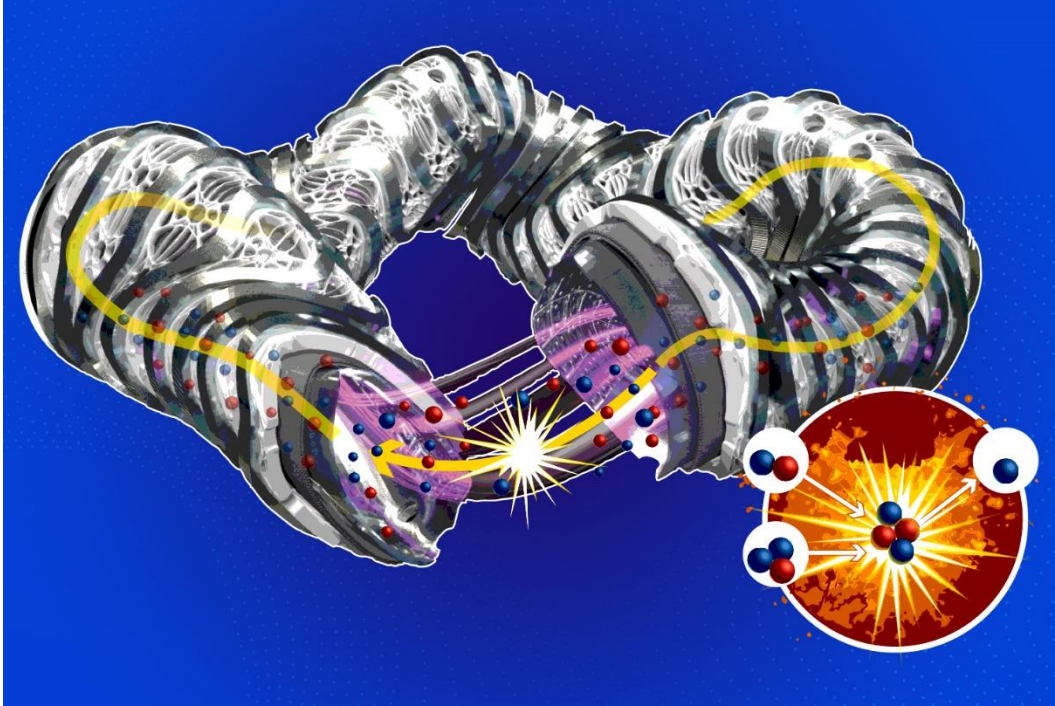
advancements in plasma stability, heat management, and magnetic confinement represent significant steps toward making fusion a viable energy source.



4.2.2 Stellarator

The stellarator is another advanced fusion device that provides an alternative approach to plasma confinement. Unlike tokamaks, which rely on a continuous electric current within the plasma to maintain confinement, stellarators achieve magnetic confinement using complex, twisted magnetic fields generated entirely by external coils. This design eliminates the need for an internal current, thereby reducing instabilities associated with current-driven disruptions.

The intricate magnetic field geometry of stellarators enables improved plasma stability and allows for continuous operation, making them highly promising for long-duration fusion experiments. Stellarators such as the Wendelstein 7-X, a state-of-the-art device developed in Germany, have demonstrated significant advancements in confinement and operational stability. Although stellarators are more complex to design and construct than tokamaks, their potential for steady-state operation without disruptions positions them as a strong candidate for future fusion energy systems.



4.2.3 The Path Forward

Both tokamaks and stellarators play critical roles in advancing fusion energy research, and ongoing international collaborations are driving innovation in this field. Researchers are focusing on addressing key challenges, such as achieving sustained ignition, optimizing energy output, and developing materials capable of withstanding the extreme conditions inside fusion reactors. Additionally, efforts are underway to explore alternative approaches to fusion, including inertial confinement systems and novel magnetic confinement designs.

Fusion energy represents a transformative solution to the global energy crisis, offering the potential for a nearly limitless, clean, and safe energy source. The principles and technologies underlying tokamaks and stellarators embody decades of scientific progress and international cooperation. As research and development continue to evolve, the realization of practical fusion energy draws closer, promising a future of abundant, sustainable energy to power the needs of the modern world.

4.3 Challenges in Fusion Materials

The realization of fusion energy, while holding immense promise as a sustainable and virtually limitless energy source, is fraught with significant challenges, particularly in the development of materials capable of enduring the extreme conditions inside a fusion reactor. Fusion reactions generate an environment characterized by intense neutron fluxes, extreme thermal loads, and chemical interactions, all of which place extraordinary demands on the structural and plasma-facing materials used in reactor design. Addressing these challenges is critical to ensuring the operational stability, efficiency, and longevity of fusion energy systems.

4.3.1 Radiation Resistance

One of the most formidable challenges in fusion materials research is developing materials that can resist the effects of neutron irradiation. Fusion reactions, particularly the deuterium-tritium ($D - T$) reaction, produce a high flux of high-energy neutrons. These neutrons penetrate the structural materials of the reactor, causing atomic displacements and transmutations. Over time, this results in a range of detrimental effects, including embrittlement, swelling, and changes in mechanical and thermal properties.

The atomic-scale damage caused by neutron bombardment can lead to microstructural changes, such as the formation of voids and dislocations, which degrade the material's performance. Additionally, transmutation reactions, in which atomic nuclei are transformed into different elements, can introduce impurities that alter material properties and create safety concerns. For example, the production of helium gas within materials can contribute to bubble formation and weakening under stress. Developing radiation-resistant materials is, therefore, a priority in fusion research, with a focus on materials that can maintain their structural integrity and functionality over extended periods of exposure to high neutron fluxes.

4.3.2 Thermal Load Management

The extreme temperatures generated within a fusion reactor, particularly in the plasma-facing components, pose another significant challenge. Plasma-facing materials, such as those used in the reactor's first wall and divertor, must withstand heat fluxes that can exceed several megawatts per square meter and temperatures reaching thousands of degrees Celsius. These components are directly exposed to the hot plasma and must absorb and dissipate the intense thermal loads while maintaining their structural stability.

Materials used for plasma-facing components require exceptional thermal conductivity to efficiently transfer heat away from the surface, as well as high melting points to prevent material failure. Additionally, these materials must exhibit resistance to thermal fatigue, as repeated heating and cooling cycles during reactor operation can lead to cracking and degradation. The ability to manage thermal loads effectively is critical to preventing damage, maintaining reactor performance, and ensuring operational safety.

4.3.3 Tungsten as a Candidate Material

Tungsten has emerged as a leading candidate for plasma-facing materials due to its unique combination of properties that make it well-suited to the extreme conditions of fusion reactors. With the highest melting point of any metal at 3,422°C, excellent thermal conductivity, and strong resistance to sputtering (the erosion of material by plasma particles), tungsten offers significant advantages for use in fusion environments. Its robustness allows it to handle high heat loads and resist surface degradation, making it an attractive choice for components such as the divertor, which directly handles the exhaust heat and particles from the plasma.

However, tungsten is not without its challenges. One major issue is its inherent brittleness, which can make it susceptible to cracking under mechanical stress or radiation-induced damage. Efforts to address this limitation involve alloying tungsten with other elements, such as rhenium, or developing composite materials that combine tungsten with more ductile components to improve toughness. Another area of research focuses on optimizing the microstructure of tungsten to enhance its performance under cyclic thermal and mechanical loads.

4.3.4 Path Forward

To overcome these challenges, researchers are pursuing innovative approaches to material design, testing, and optimization. Advanced materials, such as oxide-dispersion-strengthened (ODS) alloys and tungsten-based composites, are being developed to combine high radiation resistance, thermal stability, and mechanical toughness. Additionally, experimental facilities like fusion test reactors are being used to simulate the extreme conditions of fusion environments, enabling the evaluation and refinement of candidate materials.

The development of self-healing materials, which can recover from damage caused by radiation or thermal stress, represents another promising avenue. Liquid metals, such as lithium or gallium, are being explored as alternative plasma-facing materials due to their ability to absorb heat and repair surface damage dynamically. These innovations, coupled with advancements in computational modeling and materials science, are driving progress toward creating materials that can meet the rigorous demands of fusion reactors.

The challenges associated with fusion materials are as complex as they are critical to the success of fusion energy systems. Radiation resistance, thermal load management, and material brittleness must all be addressed to achieve the durability and reliability required for practical fusion energy production. Tungsten and its derivatives remain at the forefront of plasma-facing material research, while emerging solutions and technologies continue to expand the possibilities. As material science advances, overcoming these challenges will bring the dream of sustainable fusion energy closer to reality, providing a cornerstone for the energy systems of the future.

4.4 Conclusion

The study of hot plasmas and nuclear fusion stands as a cornerstone of modern science and technology, deepening our understanding of fundamental physics while simultaneously driving the development of transformative energy solutions. Plasma physics, as a field, has already demonstrated its vast potential, contributing to critical applications such as space

propulsion systems and advanced semiconductor manufacturing. These practical advancements underscore the versatility and importance of plasmas, often referred to as the fourth state of matter, in addressing complex technological challenges and enabling innovations across diverse domains.

Fusion energy research, with its focus on harnessing the power of nuclear fusion reactions, represents the forefront of efforts to meet the world's growing energy demands in a clean, efficient, and sustainable manner. Systems like tokamaks and stellarators exemplify decades of scientific progress, offering viable pathways to achieve controlled fusion reactions. Tokamaks, with their reliance on magnetic confinement to stabilize high-temperature plasmas, and stellarators, with their intricate magnetic field designs for improved operational stability, embody the ingenuity and collaborative spirit of global fusion research. The promise of fusion energy—virtually limitless, clean power with minimal environmental impact—positions it as a cornerstone of the energy landscape of the future.

However, the practical realization of fusion energy faces formidable challenges, particularly in the development of materials capable of withstanding the extreme conditions within fusion reactors. Radiation resistance and thermal load management are among the most critical hurdles, as the high-energy neutrons and intense heat generated by fusion reactions place extraordinary demands on reactor materials. Plasma-facing components, such as the first wall and divertor, must maintain their structural integrity and performance under conditions of extreme stress, high temperatures, and prolonged neutron bombardment. Materials like tungsten, with its high melting point and excellent thermal conductivity, have emerged as leading candidates, though challenges such as brittleness and long-term durability remain areas of active research. Advanced materials and innovative solutions, including liquid metals and self-healing composites, offer promising directions for overcoming these obstacles.

Together, the advancements in plasma physics, fusion energy systems, and fusion materials science are paving the way for a future defined by sustainable and innovative energy solutions. By addressing the scientific, technical, and engineering challenges associated with fusion energy, researchers are not only advancing fundamental knowledge but also

bringing humanity closer to realizing a reliable and virtually inexhaustible source of clean energy. This progress reflects the transformative potential of hot plasmas and nuclear fusion, offering a pathway to a future where energy security, environmental sustainability, and technological innovation converge. As these efforts continue to evolve, they promise to redefine the boundaries of what is possible, shaping a new era of energy and scientific discovery.

Chapter 5: Low-Temperature Materials, Cryogenics, and Cryophysics

The study of materials and physical phenomena at extremely low temperatures, known as cryogenics and cryophysics, reveals a realm where unique and often extraordinary behaviors emerge. At these temperatures, typically below -150°C (123 K), thermal energy is greatly reduced, allowing quantum mechanical effects to dominate and fundamentally alter the properties of matter. These fields have become essential to advancing a wide array of technologies, including superconductivity, quantum mechanics, and energy storage. From enabling the development of high-performance superconductors to supporting quantum computing and cryogenic fuel systems, the exploration of ultra-low temperatures offers transformative potential. This module introduces the principles underlying cryogenics, examines the applications of cryogenic cooling, and highlights the remarkable quantum phenomena that define the behavior of matter in this extreme environment.



5.1 Cryogenics

Cryogenics, a specialized branch of physics and engineering, focuses on the study and practical application of materials and phenomena at extremely low temperatures, generally defined as below 123 K. At these temperatures, thermal energy diminishes significantly, and many materials undergo dramatic changes in their physical properties, revealing

unique behaviors that are not observable at higher temperatures. These transformations are leveraged in a wide range of advanced technologies, from scientific research and energy systems to cutting-edge medical and industrial applications. The ability to achieve and maintain ultra-low temperatures has unlocked possibilities that have reshaped industries and expanded the boundaries of scientific discovery.

One of the most impactful applications of cryogenics lies in the storage and use of cryogenic liquids, such as liquid hydrogen and liquid helium. Liquid hydrogen, with its exceptionally high energy density, is a cornerstone in the development of advanced propulsion systems, particularly in space exploration. As a fuel, liquid hydrogen has powered rockets, enabling humanity to reach beyond Earth's atmosphere and explore the cosmos. Its role is not confined to aerospace; liquid hydrogen is increasingly being considered as a clean energy carrier for next-generation transportation and energy systems, contributing to the global shift toward sustainability. On the other hand, liquid helium, known for its remarkably low boiling point of 4.2 K at atmospheric pressure, is indispensable in applications requiring extreme cooling. Its ability to reach temperatures near absolute zero makes it the coolant of choice for superconducting systems, precision instrumentation, and other devices that demand ultra-low-temperature environments.

Cryogenics is also central to the operation of superconductors, materials that exhibit zero electrical resistance when cooled below a critical temperature. This property allows for lossless energy transfer, making superconductors ideal for applications requiring high efficiency and precision. High-temperature superconductors (HTS), such as yttrium barium copper oxide (YBCO), operate at liquid nitrogen temperatures (77 K), offering a more accessible alternative to traditional low-temperature superconductors. However, certain advanced superconducting systems, particularly those used in quantum devices or specialized research, require even lower temperatures achieved with liquid helium cooling. These systems are integral to modern technologies, including magnetic resonance imaging (MRI) machines, which rely on the precise magnetic fields generated by superconducting magnets to produce detailed images of the human body. Particle accelerators, such as those used in high-energy physics research, depend on superconducting magnets to steer and accelerate particles with unparalleled accuracy. In quantum computing, cryogenics plays a

critical role by maintaining the ultra-low temperatures needed to preserve the delicate quantum states of qubits, the basic units of quantum information.

The use of cryogenics extends beyond cooling and energy transfer to enabling fundamental research in physics and material science. By creating environments where quantum mechanical effects dominate, cryogenics allows scientists to study phenomena such as Bose-Einstein condensation, superfluidity, and macroscopic quantum coherence. These studies have profound implications, offering insights into the nature of matter and energy while driving the development of technologies that harness these quantum effects for practical use.

Cryogenics is a transformative field that combines precision engineering with cutting-edge physics to achieve and utilize ultra-low temperatures. Its applications, spanning energy systems, space exploration, medical technology, and quantum research, underscore its critical role in shaping the future of science and industry. As advancements in cryogenic techniques continue to unfold, the potential for new discoveries and innovations remains vast, promising further breakthroughs in our understanding and manipulation of the physical world.

5.2 Cryophysics

Cryophysics explores the remarkable quantum mechanical phenomena that emerge at extremely low temperatures, where the classical laws of physics often no longer apply. At these temperatures, typically near absolute zero, thermal energy is nearly eliminated, and quantum effects dominate, giving rise to behaviors that defy conventional understanding. Among the most intriguing phenomena studied in cryophysics are **superfluidity** and the formation of **Bose-Einstein condensates (BECs)**. These phenomena not only deepen our understanding of quantum mechanics but also have practical applications in advanced technologies, precision instruments, and fundamental research.

5.2.1 Superfluidity: A Viscosity-Free Quantum State

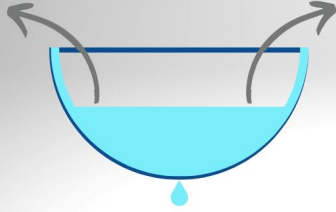
Superfluidity, one of the most extraordinary phenomena in cryophysics, occurs when certain substances, such as helium-4, are cooled to temperatures near absolute zero. In this state, the liquid transitions into a superfluid phase, exhibiting the complete absence of viscosity. This means that superfluid helium can flow without friction, a property that leads to behaviors that seem almost otherworldly. For instance, superfluid helium can climb the walls of a container, flow through microscopic pores that would block ordinary liquids, and sustain persistent currents indefinitely without any loss of energy.

The origins of superfluidity lie in quantum mechanics. At these ultra-low temperatures, a significant fraction of helium atoms enters the same quantum state, behaving as a single coherent entity. This macroscopic quantum state allows the liquid to bypass the constraints of classical fluid dynamics, leading to its unique properties. The phenomenon of superfluidity is closely related to Bose-Einstein condensation, as helium-4 atoms—bosons by nature—undergo a collective transition to a superfluid state when cooled below the lambda point (approximately 2.17 K).


Superfluid helium is not merely a subject of theoretical fascination; it also serves practical purposes in experimental physics and engineering. Its ability to flow without friction makes it an ideal coolant for precision instruments and systems requiring ultra-stable low-temperature environments. Moreover, the study of superfluidity provides valuable insights into quantum hydrodynamics, enabling researchers to explore the interactions between quantum mechanical and fluid dynamical phenomena.

Superfluidity

Superfluidity is frictionless or zero viscosity fluid flow.



- Creeps up and over container walls and empties itself.
- If you stir a superfluid, the vortices keep spinning indefinitely.



This superfluid liquid helium creeps up the wall of its container and drips down.

sciencenotes.org

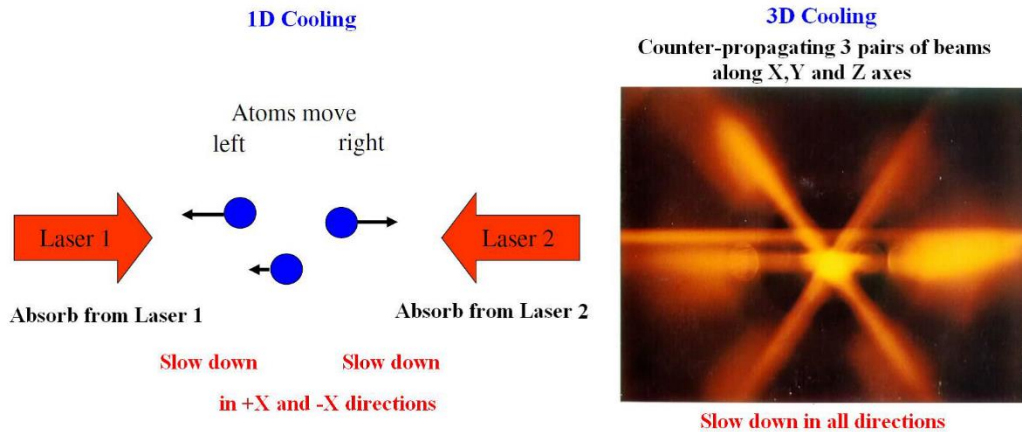
5.2.2 Bose-Einstein Condensates (BECs): A Macroscopic Quantum State

Another cornerstone of cryophysics is the Bose-Einstein condensate (BEC), a unique state of matter predicted by Satyendra Nath Bose and Albert Einstein in the 1920s and first observed experimentally in 1995. BECs form when a dilute gas of bosonic particles is cooled to temperatures extremely close to absolute zero, typically in the nanokelvin range. At these temperatures, the particles lose their individual identities and collectively occupy the lowest quantum state, resulting in a macroscopic quantum phenomenon.

In a BEC, the entire condensate behaves as a single quantum entity, exhibiting wave-like properties on a macroscopic scale. This coherence leads to extraordinary behaviors, such as interference patterns created by overlapping condensates, as though the entire collection of particles is one "super-particle." BECs also allow researchers to directly observe quantum phenomena that are otherwise difficult to access, such as quantum tunneling, superposition, and coherence effects.

The properties of BECs make them invaluable for exploring the fundamental principles of quantum mechanics. They serve as controlled environments for studying quantum interactions and can be used to simulate complex quantum systems, providing insights into

phenomena such as superconductivity and magnetism. Beyond fundamental research, BECs have practical applications in precision measurements, quantum simulation, and atom interferometry. For example, they are used in atomic clocks to achieve unprecedented levels of accuracy, enhancing technologies like GPS and telecommunications.



5.2.3 The Broader Implications of Cryophysics

The study of superfluidity and BECs exemplifies the transformative potential of cryophysics. These quantum phenomena provide a bridge between fundamental theory and practical applications, opening doors to new technologies while enriching our understanding of the natural world. As researchers continue to push the boundaries of ultra-low-temperature physics, new discoveries and applications are likely to emerge, advancing fields such as quantum computing, energy transfer, and particle physics. Cryophysics, with its focus on the quantum behaviors of matter at its most fundamental level, remains a cornerstone of modern science and innovation.

5.3 Conclusion

The disciplines of cryogenics and cryophysics stand as pillars of modern science, pushing the frontiers of our understanding of materials and quantum phenomena in extreme low-temperature environments. These fields not only offer profound insights into the fundamental nature of matter but also enable transformative technologies that impact

diverse areas of human endeavor. Cryogenics, with its focus on achieving and maintaining ultra-low temperatures, facilitates practical applications that are central to technological and scientific progress. The storage and utilization of cryogenic liquids like liquid hydrogen and liquid helium are critical for space exploration, energy systems, and advanced cooling techniques. Cryogenic cooling is essential for enabling the lossless energy transfer of superconductors, which are the backbone of medical imaging systems like MRI machines, particle accelerators for high-energy physics research, and the emerging field of quantum computing. These applications underscore cryogenics' critical role in modern engineering and technology.

Simultaneously, cryophysics delves into the quantum mechanical phenomena that emerge at these extreme temperatures, revealing behaviors that challenge and extend classical physical theories. Phenomena such as superfluidity in helium-4 and the formation of Bose-Einstein condensates (BECs) provide compelling examples of the extraordinary properties of matter when quantum effects dominate. Superfluidity, characterized by frictionless flow and persistent currents, not only serves as a focus of fundamental research but also finds utility in precision cooling and experimental studies in quantum hydrodynamics. Bose-Einstein condensates, on the other hand, offer a platform for directly observing and manipulating macroscopic quantum states, paving the way for advancements in quantum technology, precision measurement, and atomic interferometry.

Together, cryogenics and cryophysics demonstrate the transformative potential of exploring the coldest realms of the physical universe. By enabling practical technologies and uncovering groundbreaking quantum phenomena, these disciplines bridge the gap between theoretical physics and real-world applications. As research continues to advance in these fields, the potential for new discoveries and innovations remains vast, promising to reshape industries, revolutionize technology, and deepen our understanding of the universe at its most fundamental level.

Chapter 6: Microthermics and Microfluidics

Microthermics and microfluidics are two cutting-edge disciplines that delve into the principles of heat transfer and fluid dynamics at the microscale. These fields sit at the intersection of physics, materials science, and engineering, allowing researchers to address challenges and opportunities that arise when traditional macroscopic models no longer apply. By studying phenomena at such small scales, microthermics and microfluidics have enabled transformative advancements in energy systems, medical diagnostics, electronics, and more.

This module provides an in-depth exploration of the principles, applications, and vast potential of these fields, showcasing their critical role in shaping modern technology and addressing global challenges.

6.1 Microthermics

Microthermics focuses on understanding and optimizing heat transfer processes at the microscale, where the physical behavior of thermal energy deviates significantly from classical macroscopic models. At these scales, unique factors such as the **surface area-to-volume ratio**, **thermal boundary layers**, and **interactions between conduction, convection, and radiation** play dominant roles. These characteristics open up opportunities for enhanced thermal management and innovative design but also pose significant engineering challenges.

At the microscale, heat transfer processes are influenced by geometrical constraints, material properties, and the surrounding environment, which can amplify or suppress certain thermal behaviors. For example, the high surface area-to-volume ratio inherent in microscale systems increases the relative importance of surface phenomena, enabling more efficient heat exchange but also introducing complexities like localized thermal hotspots.

Additionally, the interaction of heat transfer mechanisms—such as conduction within solid materials and convection in fluid channels—becomes more pronounced, requiring advanced modeling techniques and precise control to optimize performance.

6.1.1 Applications in Microelectronics Cooling

One of the most critical applications of microthermics is in the cooling of modern electronic devices, particularly microelectronics. As electronic components become smaller and more powerful, the heat generated per unit volume increases dramatically, often exceeding the capabilities of traditional cooling methods.

This issue is particularly acute in high-performance computing, mobile devices, and data centers, where excessive heat can degrade performance, shorten the lifespan of components, and increase energy consumption.

Microthermal techniques provide innovative solutions to address these challenges. For instance, **microchannel heat sinks**, which consist of an array of narrow channels etched into a solid substrate, offer a highly effective means of dissipating heat. These heat sinks leverage the enhanced surface area-to-volume ratio of microchannels to maximize heat transfer efficiency while minimizing the required cooling fluid flow rate.

Additionally, **thermoelectric cooling**, which uses the Peltier effect to transfer heat at the microscale, is increasingly used to provide precise and localized temperature control in sensitive electronics. These methods not only improve the reliability of electronic devices but also support the development of smaller, faster, and more energy-efficient systems.

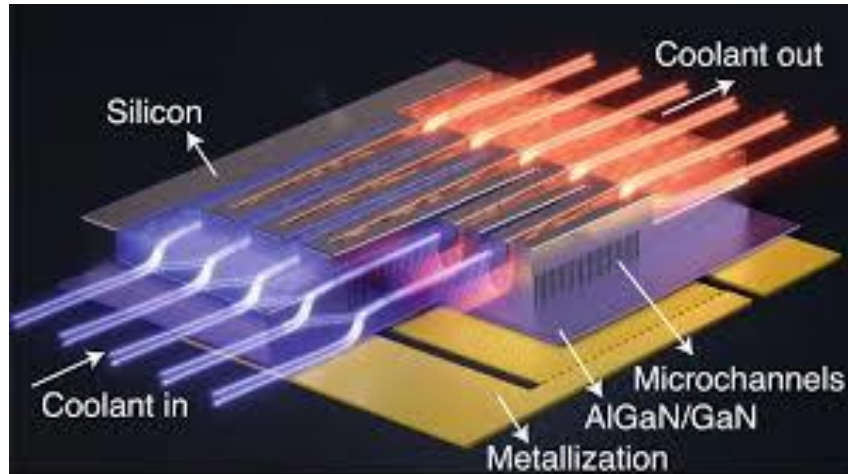


Figure 6. 1 : Chips cool off with integrated microfluidics

6.1.2 Applications in Micro-Heat Exchangers

Another significant application of microthermics is the development of **micro-heat exchangers**, which are used in various sectors, including energy systems, chemical processing, and healthcare. These devices are designed to transfer heat between two or more fluid streams in a compact and efficient manner. By incorporating microscale channels and structures, micro-heat exchangers achieve higher thermal performance than their macroscopic counterparts while consuming less material and energy.

Micro-heat exchangers are particularly valuable in applications where space and energy efficiency are critical. For example, in portable energy systems, they enable the design of compact and lightweight cooling solutions for fuel cells and batteries.

In the medical field, micro-heat exchangers are used in devices like ventilators and surgical instruments to maintain precise thermal control. Their versatility and efficiency make them an essential component of advanced thermal management systems across numerous industries.

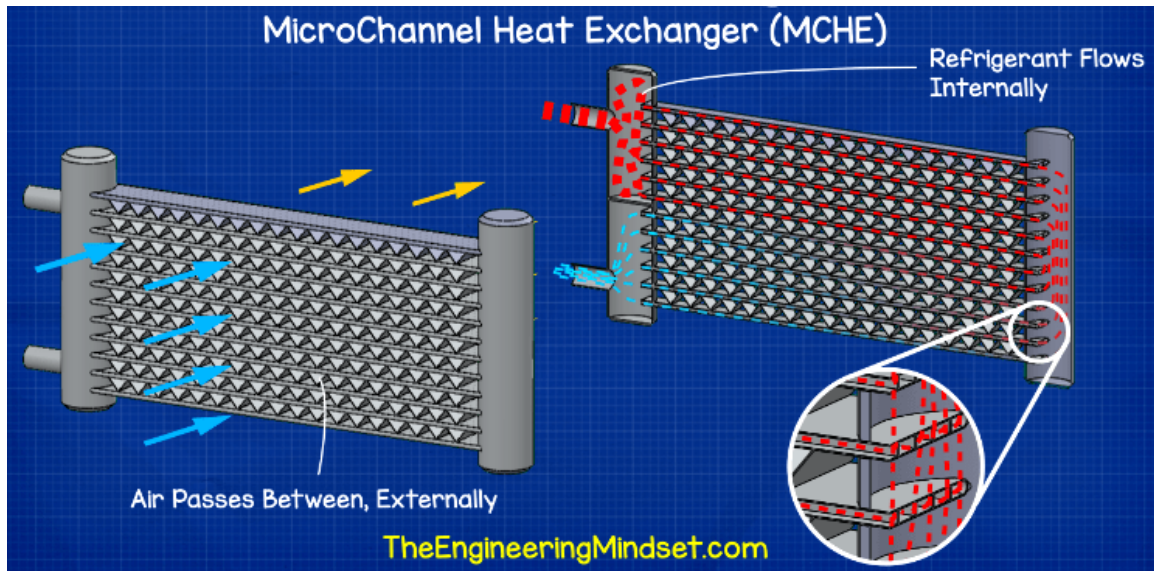


Figure 6.2: Microchannel heat exchanger working principle

6.2 Microfluidics

Microfluidics focuses on the behavior and manipulation of fluids at submillimeter scales, where the dynamics of fluid flow are governed by forces that differ significantly from those in macroscopic systems.

At the microscale, phenomena such as **surface tension**, **viscosity**, and **capillary action** dominate over inertial forces, leading to behaviors that can be exploited for precise fluid control and innovative applications.

In microfluidic systems, fluids are typically confined to channels with dimensions ranging from tens to hundreds of micrometers. These systems rely on the precise control of fluid movement through the use of pumps, valves, and external forces such as electric fields.

The ability to manipulate small volumes of fluids with high precision has enabled breakthroughs in fields such as biomedical engineering, energy systems, and environmental monitoring.

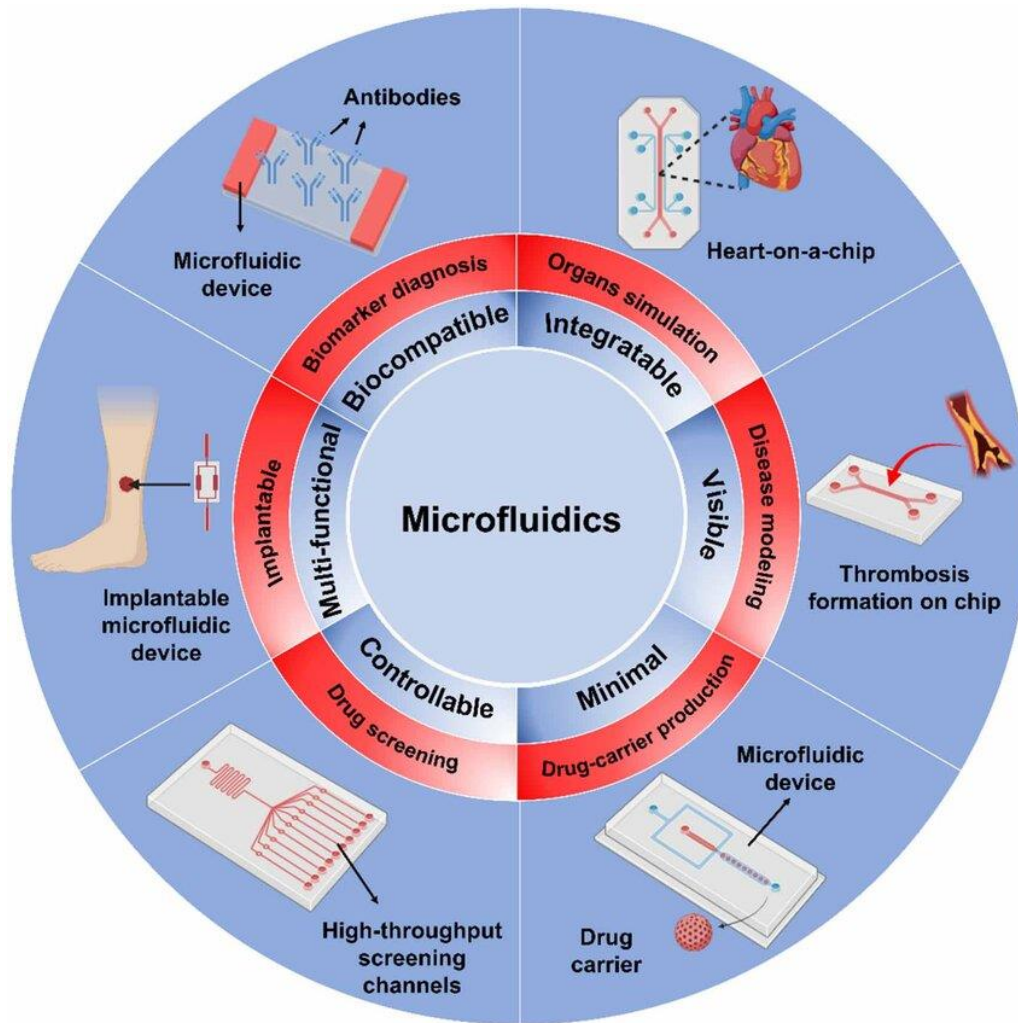


Figure 6.3: Applications and properties of microfluidic devices

6.2.1 Lab-on-a-Chip Devices

One of the most revolutionary applications of microfluidics is in the development of **lab-on-a-chip devices**, which integrate multiple laboratory functions onto a single, compact chip. These devices use microfluidic channels, chambers, and actuators to perform complex analyses on tiny volumes of fluid, often in the microliter or nanoliter range. This miniaturization not only reduces the cost and time required for testing but also enables portable and user-friendly diagnostic tools.

Lab-on-a-chip technology has transformed the field of medical diagnostics, allowing for rapid and accurate point-of-care testing. For example, these devices can detect diseases, monitor biomarkers, and analyze genetic material with exceptional speed and

precision. Their portability makes them ideal for use in remote or resource-limited settings, where access to traditional laboratory facilities is limited.

Additionally, lab-on-a-chip systems are critical in personalized medicine, enabling tailored treatments based on individual patient profiles.




Figure 6.4: Microfluidic chip for point-of-care medical devices

6.2.2 Drug Delivery Systems

Microfluidics also plays a vital role in the development of **advanced drug delivery systems**, where precise control over fluid flow is essential for targeting specific tissues or cells. Microfluidic platforms enable the creation of delivery systems that release drugs in a controlled manner, improving therapeutic efficacy while minimizing side effects. For instance, in oncology, microfluidic devices can design nanoparticle-based carriers that deliver chemotherapy drugs directly to tumor cells, reducing toxicity to healthy tissues.

In addition to targeted therapy, microfluidic drug delivery systems are used to study the interactions between drugs and biological systems in real-time. These platforms

provide valuable insights into drug efficacy and safety, accelerating the development of new pharmaceuticals.




Figure 6.5: Microfluidic drug delivery systems “organ-on-a-chip”

6.3 Conclusion

Microthermics and microfluidics represent a paradigm shift in how heat transfer and fluid dynamics are studied and applied, addressing critical challenges in energy, healthcare, and advanced technology. By investigating the behavior of heat and fluids at the microscale, these disciplines offer innovative solutions for thermal management, energy efficiency, and biomedical engineering. Microthermics, with its focus on optimizing heat transfer processes, has enabled the development of advanced cooling techniques and micro-heat exchangers, essential for modern electronic devices and energy systems. Meanwhile, microfluidics has revolutionized diagnostics and drug delivery, providing portable and efficient tools for medical and pharmaceutical applications.

The transformative potential of microthermics and microfluidics ensures their continued importance in advancing science and technology. As these fields evolve, they will play a pivotal role in shaping the future of sustainable energy systems, high-performance electronics, and personalized healthcare solutions. This module provides a comprehensive understanding of these disciplines, equipping learners with the knowledge and tools to contribute to the next generation of technological innovations.